



Studio3 Overview Guide

Complete Platform Introduction

Version 1.0

October 2025

Where belief becomes momentum

Table of Contents

Introduction

What is Studio3	
Ecosystem Overview	
Key Principles	

Core Concepts

The Arena System	
Belief & Doubt Signals	
Three-NFT System	

The Journey

Seven Phase Lifecycle	
Milestone System	
Progression Rules	

Participants

Three Roles Overview	
How They Interact	
Aligned Incentives	

Economics

\$SIGNAL Token	
Rewards & Penalties	
Value Flow	

Getting Started

Choosing Your Role
First Steps
Resources & Support



Introduction

Section 3 pages

In this section:

- ▶ What is Studio3
- ▶ Ecosystem Overview
- ▶ Key Principles

What is Studio3?

Studio3 is a revolutionary venture building platform that transforms how startups are created, funded, and grown through transparent milestones, community validation, and gamified progression.

The Vision

Where Belief Becomes Momentum

Studio3 creates an ecosystem where great ideas can find support, validation, and resources through a transparent, community-driven process. By gamifying the entrepreneurship journey and aligning incentives across all participants, we're building the future of venture creation.

Core Philosophy

☀️ Transparency First

Every venture in Studio3 operates in public view:

- **Open Milestones**
 - All goals and deadlines are visible
- **Public Progress**
 - Development happens in the open
- **Clear Metrics**
 - Success and failure are measurable
- **Community Feedback**
 - Real-time input from supporters

Gamified Entrepreneurship

Building ventures becomes an engaging experience:

- **Seven Phases**
 - Clear progression from idea to independence
- **XP System**
 - Earn experience and unlock capabilities
- **Achievements**
 - Recognize exceptional performance
- **Leaderboards**
 - Friendly competition drives excellence



Aligned Incentives

Everyone wins when ventures succeed:

- **Founders** gain resources and support
- **Supporters** earn rewards for accurate predictions
- **Validators** → [Anchors Guide](#)
- **Ecosystem** grows stronger with each success

How It Works

1. Ideas Enter

Ventures begin as Spark NFTs created from remixed intellectual property

2. Founders Compete

Forge Duels determine who leads each venture forward

3. Building Begins

Winners form Container DAOs and start public development

4. Community Signals

Supporters express belief or doubt through \$SIGNAL tokens

5. Progress Validated

Anchors verify milestones and guide development

6. Ventures Graduate

Successful ventures achieve sovereignty through Ascension

The Three Participants

Senders (Founders)

Entrepreneurs who build ventures through transparent milestones and community engagement. They compete for ownership, execute in public, and can achieve full independence.

Echoes (Supporters)

Community members who signal belief or doubt in ventures using \$SIGNAL tokens. They earn rewards for accurate predictions and help guide venture development through their collective wisdom.

Anchors (Validators)

Experienced builders who validate progress, mentor founders, and maintain ecosystem quality. They ensure ventures meet standards and provide strategic guidance.

Why Studio3 Matters

For the Startup Ecosystem

- **Reduced Failure Rate**
 - Community validation catches issues early
- **Better Resource Allocation**
 - Support flows to promising ventures
- **Faster Iteration**
 - Public feedback accelerates learning
- **Stronger Networks**
 - Built-in community from day one

For Individual Participants

- **Founders**
 - Access to resources without traditional gatekeepers
- **Supporters**
 - Direct participation in venture success
- **Validators** → [Anchors Guide](#)
- **Everyone**
 - Transparent, fair, merit-based system

Key Differentiators

Traditional VC	Studio3
Closed-door decisions	Public validation
Opaque processes	Transparent milestones
Limited participation	Open to all
Binary outcomes	Progressive rewards
Network effects limited	Community-driven growth

Success Metrics

Studio3 measures success through:

- **Venture Graduation Rate**
 - Percentage reaching Ascension
- **Community Satisfaction**
 - Participant NPS scores
- **Ecosystem Growth**
 - New ventures and participants
- **Value Creation**
 - Total market cap of graduated ventures
- **Innovation Impact**
 - Real-world problems solved

Getting Started

Ready to join the Studio3 ecosystem? Your next steps depend on your goals:

For Potential Founders

Continue reading this Overview Guide, then explore the [Senders Guide](#) for detailed building instructions.

For Potential Supporters

Finish the Overview to understand the system, then check the [Echoes Guide](#) for signaling strategies.

For Potential Validators

Complete this guide, then review the [Anchors Guide](#) to understand validation requirements.

Next Steps

Continue to [Ecosystem Overview](#) to understand how all the pieces of Studio3 work together.

Ecosystem Overview

The Studio3 Universe

Studio3 exists at the center of a revolutionary ecosystem designed to transform how ventures are built, supported, and grown. Understanding this ecosystem is crucial to maximizing your success on the platform.

Core Components



The Arena System

At the heart of Studio3 lies the Arena - public spaces where ventures prove themselves through transparent execution and community validation.

Arena Types

- **Spark Arenas:** Where ideas compete for attention
- **Forge Arenas:** Battlegrounds for founder duels
- **Milestone Arenas:** Public execution venues
- **Validation Arenas:** Where progress is verified



The Signal Economy

The \$SIGNAL token creates a unique economy of belief:

```
graph LR
  A[Echoes] -->|Signal Belief| B[Ventures]
  B -->|Deliver Results| C[Validation]
  C -->|Distribute Rewards| A
  B -->|Fail Milestones| D[Token Burn]
```



The Three Pillars

1. Transparent Execution

All progress happens in public view, creating accountability and enabling collective intelligence.

2. Community Validation

The crowd decides what succeeds through belief signals and anchor verification.

3. Aligned Incentives

Everyone wins when ventures succeed - founders, supporters, and validators alike.

Ecosystem Participants

Primary Roles

Role	Function	Rewards
Senders (Founders)	Build ventures through public milestones	Ownership & funding
Echoes (Supporters)	Signal belief or doubt in ventures	Token multipliers
Anchors (Validators)	Verify progress and guide ventures	Validation fees

Supporting Infrastructure

- **Container DAOs**: Lightweight governance wrappers for each venture
- **Genesis Wallets**: Multisig treasuries holding venture NFTs
- **Signal Pools**: Aggregated belief/doubt for each milestone
- **Reputation System**: XP tracking for all participants

Value Flows

During Active Phases

1. **Echoes** stake \$SIGNAL tokens on venture milestones
2. **Senders** work publicly to achieve declared goals
3. **Anchors** validate completion and quality
4. **Rewards** flow to accurate predictors
5. **Penalties** burn tokens from wrong predictions

At Graduation

1. **Ventures** buy back their NFTs for sovereignty
2. **Container DAOs** transfer ownership to founders
3. **Successful participants** earn graduation bonuses
4. **New Studios** can be launched by graduates

Integration Points

Flambette Marketplace

The source of all Spark NFTs through IP remixing:

- Browse research and patents
- Combine IPs into venture concepts
- Mint Spark NFTs from combinations
- Access to global innovation

Partner Networks

- **Technical Validators:** Specialized anchors for deep tech assessment
- **Capital Partners:** Funding sources for Flare phase
- **Service Providers:** Legal, marketing, development support
- **Alumni Network:** Graduated ventures supporting newcomers

Network Effects

Positive Feedback Loops

1. **More ventures** → More opportunities for Echoes
2. **More Echoes** → Better signal quality
3. **Better signals** → Higher venture success rates
4. **Higher success** → More ventures attracted

Defensive Moats

- **Reputation persistence:** XP can't be gamed or transferred
- **Skin in the game:** Real token stakes prevent spam
- **Public execution:** Transparency deters bad actors
- **Community memory:** Past performance influences future

Ecosystem Health Metrics

Platform Vitals

Metric	Healthy Range	Warning Signs
Active Ventures	50-500	<10 or >1000
Echo Participation	>60%	<30%
Milestone Success Rate	40-70%	<20% or >90%
Token Velocity	Moderate	Too high/low

Growth Indicators

- New venture creation rate
- Average signal pool sizes
- Anchor response times
- Graduation success rate
- Alumni reinvestment rate

Future Evolution

Planned Expansions

Coming Soon

- **Conditional Signals:** "I believe IF..."
- **Cross-Venture Strategies:** Portfolio approaches
- **Recursive Studios:** Graduates launching sub-platforms
- **Global Anchor Network:** Specialized validation

Ecosystem Sustainability

1. **Token Economics:** Controlled supply with strategic burns
2. **Quality Gates:** Anchor standards prevent degradation
3. **Incentive Alignment:** Long-term thinking rewarded
4. **Community Governance:** Gradual decentralization

Getting Connected

Essential Resources

- **Discord Community:** Real-time discussions and support
- **Arena Dashboard:** Track all active ventures
- **Signal Analytics:** Market intelligence tools
- **Anchor Network:** Find mentors and validators

First Steps

1. **Observe** active Arenas to understand dynamics
2. **Connect** with community members in your interest areas
3. **Practice** with small signals before major commitments
4. **Learn** from successful ventures and their journeys

Key Takeaways

Remember

- Studio3 is more than a platform - it's a living ecosystem
- Success comes from understanding and leveraging network effects
- Every participant plays a crucial role in ecosystem health
- Transparency and alignment create sustainable growth

Next Steps

- Explore [Key Principles](#) that govern the ecosystem
- Understand [The Arena System](#) in detail
- Learn about [Belief & Doubt Signals](#)
- Discover your role in [Three Roles Overview](#)

Key Principles

The Foundation of Studio3

Studio3 operates on revolutionary principles that transform how ventures are built, funded, and grown. These core tenets guide every aspect of our ecosystem.

1. Transparency as Default

Everything Happens in Public

In traditional venture building, progress happens behind closed doors. Studio3 flips this model:

The Arena Principle

"In the Arena, there are no secrets - only execution."

- **All milestones** are declared publicly
- **All progress** is tracked transparently
- **All failures** are visible to everyone
- **All successes** are celebrated openly

This radical transparency creates:

- **Accountability** through public commitment
- **Trust** through verifiable progress

- **Learning** through shared experiences
- **Speed** through immediate feedback

2. Belief as Currency

Conviction Has Real Value

The \$SIGNAL token transforms abstract belief into tangible support:

```
graph TD
  A[Belief in Team] --> B[$SIGNAL Stake]
  B --> C[Milestone Support]
  C --> D[Success Multiplier]
  C --> E[Failure Penalty]
  D --> F[Reputation Growth]
  E --> G[Token Burn]
```

Key aspects:

- **Belief must be backed by tokens**
- **Conviction carries real risk**
- **Accuracy builds lasting reputation**
- **Mistakes have permanent consequences**

3. Community Validation

The Crowd Decides

No single authority determines success. Instead:

Signal Aggregation

Collective belief/doubt determines support levels

Anchor Verification

Expert validators ensure quality standards

 **Market Dynamics**

Real-time sentiment guides venture direction

4. Gamified Progression

Seven Phases, Clear Rules

Venture building becomes a game with:

- **Defined stages** from Spark to Ascension
- **Clear objectives** for each phase
- **Measurable progress** through milestones
- **Tangible rewards** for achievement
- **Real penalties** for failure

Game Mechanics

Unlike traditional "gamification," Studio3's game has real stakes. Tokens are burned, reputations are built or destroyed, and ventures live or die based on performance.

5. Aligned Incentives

Everyone Wins Together

The ecosystem aligns all participants:

Role	Wants	Gets	Gives
Founders	Funding & support	Resources & validation	Transparent execution
Echoes	Returns on belief	Token multipliers	Risk capital
Anchors	Quality ventures	Validation fees	Expert guidance
Ecosystem	Sustainable growth	Successful ventures	Fair platform

6. Permissionless Innovation

Anyone Can Play

No gatekeepers, no applications, no committees:

- **Any idea** can become a Spark
- **Any founder** can enter the Forge
- **Any supporter** can signal belief
- **Any expert** can become an Anchor

With Freedom Comes Responsibility

Permissionless doesn't mean consequence-free. Bad actors are naturally filtered out through token burns and reputation loss.

7. Progressive Decentralization

From Central to Sovereign

```
graph LR
  A[Platform Control] -->|Early Phases| B[Shared Governance]
  B -->|Growth Phases| C[Venture Autonomy]
  C -->|Ascension| D[Full Sovereignty]
```

Ventures gradually gain independence:

1. **Start** with platform support
2. **Grow** with community governance
3. **Mature** with increasing autonomy
4. **Graduate** to full sovereignty
- ## 8. Failure as Feature

Learning Through Loss

Failure isn't hidden or minimized:

- **Failed milestones** burn tokens permanently
- **Failed ventures** become case studies
- **Failed predictions** damage reputation
- **Failed strategies** inform future attempts

The Failure Principle

"In Studio3, failure is expensive but educational. Every burned token teaches the ecosystem what doesn't work."

9. Compound Reputation

Trust Builds Over Time

Reputation (XP) in Studio3:

- **Cannot be bought**
 - only earned
- **Cannot be transferred**
 - tied to identity
- **Cannot be gamed**
 - based on results
- **Compounds over time**
 - early success matters

10. Recursive Growth

Success Creates Success

The ecosystem is designed for exponential growth:

1. **Successful ventures** graduate to sovereignty
 2. **Sovereign ventures** can launch sub-studios
 3. **Sub-studios** follow the same principles
 4. **Network effects** compound across levels
- ## Living These Principles

Daily Practice

These aren't just ideas - they're daily practices:

For Founders

- Declare milestones publicly
- Share progress openly
- Accept community feedback
- Build in the Arena

For Supporters

- Back belief with tokens
- Accept the risk of being wrong
- Learn from failures
- Celebrate successes

For Validators

- Maintain high standards
- Provide honest feedback

- Guide without controlling
- Protect ecosystem integrity

The Principles in Action

Real Examples

🌟 Case Study: OpenHealth Venture

Principle Applied:

Radical Transparency

When OpenHealth hit technical challenges in Phase 3, they shared their struggles publicly. The community rallied with technical support, and they pivoted successfully.

Result:

Stronger product, loyal community, successful graduation

🌟 Case Study: QuickFlip Failure

Principle Applied:

Failure as Feature

QuickFlip consistently missed milestones, burning 500K \$SIGNAL tokens. Their detailed post-mortem became required reading for new founders.

Result:

Expensive lesson that improved ecosystem quality

Principles vs. Practice

Common Misconceptions

Misconception	Reality
"It's just gambling"	Signals represent conviction about execution ability
"Transparency is optional"	Public execution is mandatory
"Reputation can be bought"	XP only comes from accurate predictions
"Failure is shameful"	Failure is expensive but valuable

Evolution of Principles

Continuous Refinement

These principles evolve through:

- **Community feedback** shapes interpretation
- **Edge cases** refine implementation
- **Success patterns** inform best practices
- **Failure modes** highlight necessary adjustments

Living Document

These principles are living guidelines, not rigid rules. They evolve as the ecosystem learns and grows.

Next Steps

Applying the Principles

1. **Understand** how principles guide decisions2. **Observe** them in action in the Arena3. **Practice** applying them to your role4. **Share** experiences with the community## Related Reading

2. Dive into [The Arena System](#) to see principles in practice
3. Explore [Belief & Doubt Signals](#) for conviction mechanics
4. Learn about [Three-NFT System](#) for ownership principles
5. Understand [Seven Phase Lifecycle](#) for progression principles



Core Concepts

Section 3 pages

In this section:

- ▶ The Arena System
- ▶ Belief & Doubt Signals
- ▶ Three-NFT System

The Arena System

Where Ventures Prove Themselves

The Arena is Studio3's revolutionary public execution environment where ventures build, fail, and succeed under the watchful eyes of the community.

What is an Arena?

The Digital Colosseum

An Arena is a transparent, public space where:

- **Ventures declare** their milestones
- **Supporters signal** their belief or doubt
- **Progress unfolds** in real-time
- **Results determine** rewards and penalties

The Arena Philosophy

"In the Arena, there are no hidden failures, no private pivots, no secret struggles. Everything happens in the open, creating radical accountability."

Arena Types

Different Stages, Different Rules

Spark Arena

Purpose:

Idea validation

Duration: 7-14 days

Stakes:

Initial belief gathering

Where ideas compete for attention and initial support

Forge Arena

Purpose:

Founder selection

Duration: 3-5 days

Stakes:

Venture ownership

Where founders duel for the right to build

 **Milestone Arena****Purpose:****Progress validation****Duration:****Variable (per milestone)****Stakes:****Token rewards/burns**

Where ventures prove their execution ability

 **Validation Arena****Purpose:****Achievement verification****Duration:** 24-48 hours**Stakes:****Milestone completion**

Where Anchors verify claimed progress

Arena Mechanics

How Arenas Work

```
sequenceDiagram
    participant F as Founder
    participant A as Arena
    participant E as Echoes
    participant V as Validators

    F->>A: Declare milestone + set reward split
    A->>E: Open for signals
    E->>A: Place belief/doubt
    F->>A: Work publicly
    F->>A: Submit evidence
    A->>V: Request validation
    V->>A: Verify completion
    A->>E: Distribute rewards per split
```

Core Components

Component	Function	Participants
Declaration	Public commitment to goals + reward split	Founders
Signaling	Token-backed belief or doubt	Echoes
Execution	Transparent work toward goals	Founders
Validation	Independent verification of results	Anchors
Settlement	Automated reward distribution per split	System

Arena Reward Configuration

Sender-Controlled Reward Splits

Founders set the reward allocation for each milestone:

- **Company Pool:** Resources for venture operations and growth
- **Participant Pool:** Rewards for community members who signal and validate

This split incentivizes participation while ensuring ventures have resources to execute. Senders strategically adjust splits based on:

- Phase of development
- Milestone difficulty
- Community engagement needs
- Resource requirements

The split directly impacts:

- Signal volume and quality
- Community engagement levels
- Available execution resources
- Overall milestone success rates

Arena Rules

Universal Principles

Non-Negotiable Rules

1. **All work must be public** - No private development
2. **All milestones are binding** - Once declared, must be attempted
3. **All signals are final** - No takebacks after placing
4. **All validations are independent** - No founder influence
5. **All settlements are automatic** - No manual overrides

Spark Arena Rules

- Minimum 100 \$SIGNAL initial support to proceed
- At least 10 unique supporters required
- Ideas can iterate based on feedback
- Failed Sparks can be re-submitted after 30 days

Forge Arena Rules

- Winner takes all
- only one founder proceeds
- Minimum stake of 1,000 \$SIGNAL to enter
- 72-hour preparation period before duel
- Judgment based on vision, capability, and commitment

Milestone Arena Rules

- Milestones must be SMART (Specific, Measurable, Achievable, Relevant, Time-bound)
- Minimum 48-hour signal period before work begins
- Evidence must be submitted before deadline
- Extensions only granted by Anchor majority

Signal Dynamics

The Belief Economy



Signal Mechanics

Belief Signals 👍

- **Express conviction in venture success by staking tokens**
- Support founders with resources and validation
- Earn 1.5x-3x multiplier rewards if correct
- Lose entire stake if milestone fails

Doubt Signals 👎

- **Express concern about execution by staking tokens**
- Provide constructive pressure for improvement
- Earn 1.2x-2x multiplier rewards if correct
- Lose entire stake if milestone succeeds

Multiplier Factors:

- **Early signals earn higher multipliers**
- Contrarian correct signals bonus
- Reputation level affects multipliers
- Phase difficulty impacts rewards

Signal Strategies

```
graph TD
  A[Analyze Milestone] --> B{Assess Probability}
  B -->|High Success| C[Signal Belief]
  B -->|High Failure| D[Signal Doubt]
  B -->|Uncertain| E[Wait for More Info]

  C --> F[Choose Stake Size]
  D --> F
  E --> G[Monitor Progress]

  F --> H[Place Signal]
  G --> B
```

Arena Transparency

Everything is Visible

**** Public Information:****

- **All milestone declarations**
- All signal amounts and timing
- All founder updates and evidence
- All validator comments and scores
- All reward distributions

**** Performance Metrics:****

- **Success/failure rates by founder**
- Signal accuracy by Echo
- Validation quality by Anchor
- Phase progression timelines
- Token flow analysis

Arena Participation

For Founders

Arena Best Practices

- **Declare realistic milestones**
 - Under-promise, over-deliver
- **Update progress daily**
 - Keep supporters engaged
- **Share challenges openly**
 - Build trust through transparency
- **Submit evidence early**
 - Allow time for validation
- **Engage with feedback**
 - Community wisdom is valuable

For Echoes

Signaling Strategies

- **Research thoroughly**
 - Past performance predicts future
- **Diversify signals**
 - Don't put all tokens on one milestone
- **Time entries well**
 - Early signals earn more
- **Monitor actively**

- Adjust strategies based on progress
- **Learn from losses**
- Failed signals teach valuable lessons

For Anchors

Validation Excellence

- **Set clear criteria**
- Define success before evaluation
- **Document thoroughly**
- Justify all decisions
- **Remain impartial**
- Ignore signal dynamics
- **Provide feedback**
- Help ventures improve
- **Maintain standards**
- Ecosystem quality depends on you

Arena Technology

The Technical Stack

Smart Contracts

Automated settlement and token distribution

Real-time Updates

WebSocket feeds for live progress tracking

IPFS Storage

Immutable evidence and documentation

AI Monitoring

Pattern detection and anomaly alerts

Arena Analytics

Key Metrics

Metric	Description	Why It Matters
Signal Velocity	Speed of belief/doubt accumulation	Indicates market confidence
Completion Rate	% of milestones achieved	Shows execution quality
Accuracy Score	% of correct signals	Measures Echo expertise
Validation Time	Hours to verify completion	Indicates Anchor efficiency
Token Multiplier	Average reward multiple	Shows risk/reward balance

Arena Evolution

Continuous Improvement

The Arena system evolves through:

1. **Community Proposals**
2. Suggest rule changes
3. **A/B Testing**
4. Try variations in parallel
5. **Data Analysis**
6. Optimize based on outcomes
7. **Feedback Loops**
8. Incorporate learner insights

Coming Soon

- **Conditional Signals** "I believe IF X happens"
- **Signal Combinations** Portfolio strategies
- **Arena Leagues** Competitive seasons
- **Achievement Badges** Visual reputation markers
- **Arena Streaming** Live video updates

Success Stories

Arena Champions

DataMesh Protocol

Arena Performance: 12/12 milestones completed

- **Total Signals:** 2.3M \$SIGNAL beliefOutcome:

Graduated in record time> "The Arena's transparency forced us to be better. Every day we knew thousands were watching, believing, and holding us accountable."

- DataMesh Founder



EcoChain Initiative

Arena Performance:

Pivoted after milestone 3 failure

- **Community Response:** 80% maintained belief post
- pivotOutcome:

Successful with new direction> "Failing in public was painful but invaluable. The Arena's feedback helped us find our real product

- market fit."
- EcoChain Founder

Common Pitfalls

What to Avoid

Arena Mistakes

- **Over-promising** - Unrealistic milestones destroy credibility
- **Under-communicating** - Silent founders lose support
- **Ignoring feedback** - Community wisdom is valuable
- **Gaming metrics** - Artificial activity is easily detected
- **Blame-shifting** - Take responsibility for failures

Your First Arena

1. **Observe**
2. Watch active Arenas to understand dynamics
3. **Analyze**
4. Study successful and failed patterns
5. **Prepare**
6. Plan your approach carefully

7. Enter

8. Start with appropriate stakes

9. Learn

10. Every Arena teaches something valuable

11. Master **Belief & Doubt Signals** mechanics

12. Understand the **Seven Phase Lifecycle**

13. Learn about **Milestone System** best practices

14. Explore **Roles Overview** for your path

Belief & Doubt Signals

The Currency of Conviction

In Studio3, belief isn't just an opinion - it's a commitment backed by tokens. The signal system transforms abstract confidence into concrete support, creating a powerful mechanism for community-driven venture validation.

Understanding Signals

What Are Signals?

Signals are token-backed predictions about a venture's ability to achieve specific milestones:

Belief Signals

Express confidence that a milestone will be achieved

- Stake \$SIGNAL tokens on success
- Earn multipliers if correct (1.5x
- 3x)
- Lose entire stake if wrong

Doubt Signals

Express skepticism that a milestone will be achieved

- Stake \$SIGNAL tokens on failure
- Earn multipliers if correct (1.2x
- 2x)
- Lose entire stake if wrong

Not Financial Instruments

Signals represent conviction about execution ability, not financial speculation. They're utility mechanisms for community curation and support.

Signal Mechanics

How Signals Work

flowchart TD

A[Milestone Declared] --> B[Signal Window Opens]

B --> C{Echo Decision}

C -->|Believes| D[Stake on Success]

C -->|Doubts| E[Stake on Failure]

C -->|Unsure| F[No Signal]

D --> G[Work Period]

E --> G

F --> G

G --> H[Validation]

H -->|Success| I[Belief Multiplied]

H -->|Success| J[Doubt Burned]

H -->|Failure| K[Belief Burned]

H -->|Failure| L[Doubt Multiplied]

Signal Lifecycle

1. **Declaration Phase** (0-2 hours) - Founder declares specific milestone
2. System verifies milestone validity
3. Arena opens for signaling
4. **Signal Phase** (48-168 hours) - Echoes analyze milestone feasibility
5. Signals placed with token stakes
6. Real-time sentiment tracking
7. **Execution Phase** (Variable) - Founder works toward milestone
8. Progress updates posted
9. No new signals accepted
10. **Validation Phase** (24-48 hours) - Evidence submitted by founder
11. Anchors verify achievement
12. Results determined
13. **Settlement Phase** (Automatic) - Rewards distributed to correct signals
14. Wrong signals burned permanently
15. Reputation points updated

Signal Economics

Reward Multipliers



Multiplier Formula

Base Multipliers:

- **Belief (Success): 1.5x base**
- Doubt (Failure): 1.2x base Bonus Factors:
- **Early Signal: +0.1x per 24 hours early**
- Contrarian: +0.3x if against majority
- Reputation: +0.01x per 1000 XP
- Phase Difficulty: +0.1x per phase level

Maximum Possible:

- **Belief: 3x multiplier**
- Doubt: 2x multiplier

Example Calculations

Scenario	Stake	Result	Calculation	Payout
Early belief, success	1000	✓	$1000 \times (1.5 + 0.3)$	1800
Late doubt, failure	1000	✓	$1000 \times (1.2 + 0.1)$	1300
Belief, failure	1000	✗	1000×0	0
Contrarian belief, success	1000	✓	$1000 \times (1.5 + 0.3 + 0.3)$	2100

Signal Strategy

For Echoes

Successful Signaling

1. Research Thoroughly

- **Review founder's track record**

- Analyze milestone specificity
- Check available resources
- Consider market conditions

1. Time Your Entry

- **Early signals earn more**

- But less information available
- Balance risk vs reward

1. Size Your Stakes

- **Never signal more than you can lose**

- Diversify across multiple milestones
- Increase stakes as confidence grows

1. Monitor Progress

- **Follow daily updates**

- Engage with founders
- Learn from outcomes

Signal Patterns

```
graph LR
  A[Milestone Type] --> B{Technical?}
  B -->|Yes| C[Check Team Expertise]
  B -->|No| D[Check Market Fit]

  C --> E{Strong?}
  D --> F{Clear?}

  E -->|Yes| G[Signal Belief]
  E -->|No| H[Signal Doubt]
  F -->|Yes| G
  F -->|No| H

  G --> I[Choose Stake Size]
  H --> I
```

Advanced Signaling

Portfolio Approach

Focused Strategy

Large stakes on high-confidence milestones

Pros: Higher potential returns

Cons: Higher risk concentration

Diversified Strategy

Small stakes across many milestones

Pros: Risk distribution

Cons: Lower individual returns

Contrarian Strategy

Signal against crowd sentiment

Pros: Bonus multipliers

Cons: Often wrong

Reading Signal Markets

Market Indicators

- **Signal Velocity:** How fast signals accumulate

-Belief Ratio: Belief vs doubt balance -Whale Activity: Large stake movements -Anchor Sentiment: Validator early opinions -Historical Patterns: **Similar milestone outcomes**## Signal Psychology

Cognitive Biases to Avoid

Bias	Description	Mitigation
Herd Mentality	Following the crowd	Do independent research
Confirmation Bias	Seeking supporting info only	Consider contrary evidence
Sunk Cost Fallacy	Throwing good tokens after bad	Accept losses, move on
Recency Bias	Overweighting recent events	Look at full history
Overconfidence	Believing you can't be wrong	Size stakes appropriately


Signal Rights & Responsibilities

Your Rights as an Echo

✔ You have the right to:

- **Signal on any open milestone**
- Access all public information
- Change strategy between milestones
- Withdraw unused tokens anytime
- Build reputation through accuracy

Your Responsibilities

 You must:

- **Accept permanent loss risk**
- Not manipulate markets
- Not coordinate signals illegally
- Respect validation outcomes
- Learn from your mistakes

Special Signal Types

Coming Soon

Future Signal Features

Conditional Signals

- "I believe IF [condition] is met"
- Automated trigger mechanisms
- Complex strategy options

Signal Combinations

- **Bundle multiple milestones**
- Create signal portfolios
- Share strategies with others

Signal Insurance

- **Partial loss protection**
- Paid from insurance pools
- For verified edge cases

Signal Analytics

Key Metrics to Track

Your Signal Performance Summary:

- Total Signals Placed: 127 signals across various ventures
- Success Rate: 89 successful predictions out of 127 (70.1% accuracy)
- Total Investment: 45,000 \$SIGNAL tokens staked on milestones
- Total Earnings: 67,500 \$SIGNAL tokens earned from correct predictions
- Net Profit: 22,500 \$SIGNAL tokens profit (50% return on investment)
- Average Return Multiple: 1.83x on successful signals
- Best Performance: 2.7x multiplier earned on DataMesh's Phase 3 milestone
- Largest Loss: 5,000 \$SIGNAL tokens lost on QuickPay milestone failure

Performance Improvement

Level Up Your Signaling

1. **Track Everything** - Log all signals and outcomes
2. **Analyze Patterns** - Find what works for you
3. **Specialize** - Focus on domains you understand
4. **Network** - Learn from successful Echoes
5. **Stay Humble** - Markets can humble anyone

FAQ

Q: Can I cancel a signal after placing it?A: No, all signals are final once placed.

Q: What happens if a milestone is cancelled?A: All signals are returned in full.

Q: Can I signal on my own venture?A: No, founders cannot signal on their own milestones.

Q: Is there a minimum signal amount?A: Yes, currently 10 \$SIGNAL minimum.

Q: How quickly are rewards distributed?A: Immediately after validation completes.

Signal Ethics

The Code of Signals

The Signal Oath

"I signal with my own conviction, based on my own research, accepting my own consequences. I neither follow blindly nor lead astray. My signals reflect my true beliefs about execution, not price."

Prohibited Behaviors

✗ Never:

- **Coordinate signals in private groups**
- Spread false information to influence signals
- Use insider information
- Create fake accounts for signaling
- Attempt to bribe validators

Success Stories

Signal Legends

🏆 **EchoMaster_7**

Stats: 342 signals, 78% accuracy

Specialty:

Technical infrastructure milestones

Best Call: 2.9x on CloudScale's Phase 5

"I only signal on what I understand deeply. Better to miss opportunities than lose on ignorance."

 **SignalSavant**

Stats: 567 signals, 71% accuracy

Specialty:

Early-stage technical ventures

Strategy:

Small stakes, high volume

"Diversification is my protection. I'd rather earn steady 1.5x returns than chase 3x moonshots."

Getting Started with Signals

Your First Signal

1. **Start Small**
2. Use minimum stakes initially
3. **Pick Carefully**
4. Choose milestones you understand
5. **Document Why**
6. Write down your reasoning
7. **Track Results**
8. Learn from every outcome
9. **Adjust Strategy**
10. Refine based on results
11. Explore the **Three-NFT System** for ownership mechanics
12. Study the **Milestone System** for better predictions
13. Learn about **Rewards & Penalties** in detail
14. Review **Echo Basics** for role mastery

The Three-NFT System

Digital Assets That Tell a Story

Studio3's innovative three-NFT system creates a complete narrative arc for every venture, from initial spark of inspiration to full sovereignty. Each NFT serves a unique purpose in the venture's journey.

The Three NFTs

Overview

Spark NFT

The Origin

Represents the original idea and IP combination

- Created from Flambette marketplace
- Contains remixed IP metadata
- Tradeable and collectible
- Required for Forge entry

Signal NFT

The Journey

Dynamic NFT tracking the venture's entire lifecycle

- Awarded to Forge winner
- Updates with each milestone
- Records all signals received
- Becomes more valuable over time

 **Halo NFT****The Achievement**

Soulbound proof of successful graduation

- Created at venture inception
- Locked until Ascension
- Non
- transferable honor
- Unlocks sovereign rights

NFT Lifecycle

The Complete Journey

```
graph TD
  A[Flambette Marketplace] -->|Remix IPs| B[Spark NFT Created]
  B -->|Enter Arena| C[Spark Phase]
  C -->|Win Forge| D[Signal NFT Minted]
  D -->|Begin Building| E[Halo NFT Created]
  E -->|Locked in Genesis Wallet| F[Journey Through Phases]
  F -->|Complete Ascension| G[All NFTs United]
  G -->|Buyback Complete| H[Full Sovereignty]
```

Spark NFT

The Beginning of Everything

Spark NFT Details

Purpose: The genesis of every venture

Creation: Remix IP-NFTs on Flambette

Utility: Entry ticket to Studio3 Arena

Trading: Free market on OpenSea

Creation Process

1. **Browse Flambette**
2. Explore available IP-NFTs
3. **Select Components**
4. Choose 2-5 IPs to combine
5. **Define Synthesis**
6. Explain how they connect
7. **Mint Spark**
8. Pay minting fee, receive NFT
9. **Enter Arena**
10. Use Spark to launch venture

Example Spark NFT Information:

- Name: DeFi Health Records Spark
- Description: Combining blockchain medical records with DeFi lending
- Remixed IPs:
 - Medical records patent (stored on IPFS)
 - DeFi protocol framework (stored on IPFS)
- Synthesis Concept: Enable medical history-based credit scoring
- Creator: Wallet address of the person who minted this Spark
- Creation Date: March 15, 2024 at 10:30 AM
- Unique Spark ID: SPARK-2024-0342

Spark Value Factors

Factor	Impact on Value
IP Quality	Higher quality sources = higher value
Synthesis Novelty	Unique combinations command premiums
Market Timing	Hot sectors increase demand
Creator Reputation	Proven creators' Sparks valued higher
Historical Performance	Sparks that led to successful ventures

Signal NFT

The Living Chronicle

Signal NFT Details

Purpose: Tracks venture progress dynamically

Creation: Awarded to Forge duel winners

Utility: Identity and progress tracker

Updates: Real-time milestone status

Dynamic Properties

Visual Evolution

The Signal NFT's appearance changes based on:

- **Phase Progress:**

Color shifts with each phase

- **Signal Strength:**

Brightness indicates support

- **Milestone Success:**

New elements appear

- **Community Size:**

Complexity increases

- **Time Active:**

Aged patina develops

Signal NFT Metadata Structure

Example Signal NFT Data:

Venture Identity:

- Name: MediLend Protocol Signal
- Current Phase: Orbit (stable operations phase)

Performance Statistics:

- Milestones Completed: 8 successful milestones
- Milestones Failed: 1 failed milestone
- Total Signals Received: 45 million \$SIGNAL tokens
- Belief Ratio: 73% of signals are positive (belief)
- Supporter Count: 1,847 active community members
- Days Active: 234 days since venture launch

Visual Appearance:

- Base Color: Bright blue (#4A90E2)
- Glow Intensity: 80% brightness level
- Pattern Complexity: Level 7 (highly detailed)
- Special Effects:
 - Phase transition animation
 - Milestone sparkle effect

Achievements Unlocked:

- First Pivot Success - Successfully changed direction
- Community Choice Award - Voted favorite by supporters
- Anchor Excellence - Top validation scores

Signal NFT Utility

Utility	Description
Governance Weight	Vote power in Container DAO decisions
Revenue Share	Claim on protocol revenues
Access Rights	Entry to founder-only resources
Network Benefits	Priority access to partners
Historical Record	Immutable proof of journey

Halo NFT

The Ultimate Achievement

Halo NFT Details

Purpose: Proof of venture sovereignty

Creation: Minted at container DAO formation

Utility: Unlocks full ownership rights

Transfer: Soulbound until buyback

Sovereignty Rights

The Halo NFT unlocks:



Full Control

Complete ownership of all venture assets



Launch Rights

Ability to create sub-studios



Alumni Status

Permanent recognition in ecosystem



Network Access

Lifetime Studio3 graduate benefits

Halo Activation Process

```
sequenceDiagram
    participant V as Venture
    participant G as Genesis Wallet
    participant S as Studio3
    participant F as Founders

    V->>S: Complete Ascension Phase
    S->>V: Verify All Requirements
    V->>G: Initiate Buyback
    G->>G: Verify Spark + Signal NFTs
    G->>S: Confirm Ownership
    S->>G: Unlock Halo NFT
    G->>F: Transfer All NFTs
    F->>F: Full Sovereignty Achieved
```

The Genesis Wallet

Sacred Vault of Venture Identity

Genesis Wallet Mechanics

The Genesis Wallet is a multisig smart contract that holds all three NFTs during the venture's journey. It ensures no single party can compromise the venture's digital identity.

Multisig Structure

Phase	Signers	Threshold
Ignition-Drift	2 Founders + 1 Anchor + 2 Studio3	3 of 5
Orbit	3 Founders + 1 Anchor + 1 Studio3	3 of 5
Flare	4 Founders + 1 Studio3	3 of 5
Ascension	5 Founders	3 of 5

NFT Interactions

How They Work Together

The Trinity Effect

When all three NFTs are united in one wallet:

- 🎨 **Spark** provides the origin story
- 📡 **Signal** shows the journey
- 🛡️ **Halo** proves the achievement

Result:
Complete sovereignty over the venture's future

Cross-NFT Benefits

```
graph LR
  A[Spark NFT] -->|Enhances| B[Signal Value]
  B -->|Unlocks| C[Halo Rights]
  C -->|Validates| A

  A -->|Origin Premium| D[Market Value]
  B -->|Journey Premium| D
  C -->|Success Premium| D
```

NFT Economics

Value Drivers

NFT Type	Primary Value	Secondary Value
Spark	IP combination quality	Historical significance
Signal	Venture performance	Community size
Halo	Sovereignty rights	Alumni network

Market Dynamics

Trading Strategies

- **Spark Trading:** Buy promising ideas early
- **Signal Watching:** Track rising ventures
- **Halo Hunting:** Identify near-graduation ventures
- **Trinity Collecting:** Acquire complete sets

Smart Contract Architecture

NFT Smart Contract Functions:

Spark NFT Capabilities:

- Mint from IPs: Create new Spark NFTs by combining existing IP-NFTs
- Get Remix History: View which IP-NFTs were combined to create this Spark

Signal NFT Capabilities:

- Update Milestone: Record when milestones succeed or fail
- Add Signals: Track the total belief/doubt signals received
- Get Venture Stats: Retrieve complete performance data for the venture

Halo NFT Capabilities:

- Lock: Secure the Halo NFT in the Genesis Wallet during the journey
- Unlock: Release the Halo NFT when sovereignty is achieved
- Check Sovereignty: Verify if the venture has achieved full independence

Metadata Standards

All NFTs follow extended ERC-721 with:

- On-chain core properties
- IPFS metadata for rich content
- Upgradeable visual renderers
- Cross-chain bridge compatibility

Future Developments

Planned Enhancements



Interoperability

Cross-chain NFT bridges for wider access



Gamification

Achievement badges and special traits



Composability

NFTs as building blocks for new ventures



Rich Media

Video and interactive NFT experiences

Common Questions

NFT FAQ

Q: Can I sell my Signal NFT during the journey?A: Yes, but it transfers all governance rights and future claims.

Q: What happens to NFTs if a venture fails?A: Spark remains tradeable, Signal stops updating, Halo stays locked.

Q: Can multiple Sparks be combined?A: Not directly, but you can reference multiple Sparks in proposals.

Q: Are NFTs required to participate as an Echo?A: No, only Founders need NFTs. Echoes only need \$SIGNAL tokens.

Q: Can NFTs be used as collateral?A: Some DeFi protocols accept Spark and Signal NFTs as collateral.

Success Stories

Notable NFT Journeys

🌟 The First Trinity

Venture:

DecentralHealth

Journey: 18 months from Spark to Sovereignty

Current Value:

Spark (50 ETH), Signal (200 ETH), Halo (Priceless)

"Watching our Signal NFT evolve with each milestone was magical. When we finally unlocked our Halo, it felt like graduation day." - DecentralHealth Founder

Getting Started

Your NFT Journey

1. **As a Creator:** Start on Flambette, mint your Spark
2. **As a Founder:** Win the Forge, earn your Signal
3. **As a Collector:** Trade Sparks, watch Signals
4. **As a Builder:** Work toward your Halo
5. Explore [Seven Phase Lifecycle](#) to understand the journey
6. Learn about [The Arena System](#) where NFTs are earned
7. Study [Container DAO Setup](#) for governance
8. Visit Flambette marketplace to browse IP-NFTs



The Journey

Section 3 pages

In this section:

- ▶ Seven Phase Lifecycle
- ▶ Milestone System
- ▶ Progression Rules

Seven Phase Lifecycle

The Journey from Idea to Independence

Every venture in Studio3 follows a carefully designed seven-phase journey, each with specific goals, challenges, and rewards. This progression system ensures ventures develop sustainably while maintaining community support.

Phase Overview

The Complete Journey

```
graph LR
  A[🔥 Spark] --> B[🔨 Forge]
  B --> C[🚀 Ignition]
  C --> D[🌊 Drift]
  D --> E[🌌 Orbit]
  E --> F[🔥 Flare]
  F --> G[🏆 Ascension]

  style A fill: #FFE4B5
  style B fill: #FFA07A
  style C fill: #98D8C8
  style D fill: #87CEEB
  style E fill: #9370DB
  style F fill: #FF6347
  style G fill: #FFD700
```

Quick Reference

Phase	Duration	Goal	Success Rate
Spark	1-2 weeks	Validate idea & gather initial support	60%
Forge	3-5 days	Select committed founder	100%
Ignition	2-4 weeks	Form team & create MVP	75%
Drift	2-6 months	Find product-market fit	40%
Orbit	6-12 months	Achieve sustainable operations	65%
Flare	6-18 months	Scale with capital	80%
Ascension	1-2 months	Graduate to sovereignty	95%

*Someone always wins the Forge

Phase 1: Spark ✨

Where Ideas Take Flight

Objective

Transform a remixed IP concept into a validated venture idea with initial community support.

Key Activities:

- **Create Spark NFT from Flambette marketplace**
- **Enter idea into Spark Arena**
- **Gather initial belief signals**
- **Refine concept based on feedback**
- **Build initial supporter base**

Success Criteria:

- **Minimum 100 \$SIGNAL in belief**
- **At least 10 unique supporters**
- **Clear problem-solution fit**
- **Feasible execution plan**

Spark Dynamics

Spark Competition

Multiple Sparks compete simultaneously in the Arena. Only the top performers advance to Forge phase. Competition drives quality and ensures only the strongest ideas proceed.

Common Pitfalls

- **Vague Concepts**
- Be specific about what you're building

- **Ignoring Feedback**
- Community wisdom is valuable
- **Overselling**
- Unrealistic promises backfire
- **Poor Timing**
- Market readiness matters

Phase 2: Forge

The Battle for Leadership

Objective

Determine the most capable founder through competitive dueling.

Duel Format:

- **Entry Stakes:** 1,000 \$SIGNAL minimum
- **Preparation:** 72 hours to prepare pitch
- **Presentation:** Live pitch to community
- **Voting:** Token-weighted community decision
- **Winner Takes All:** Signal NFT + leadership rights

Evaluation Criteria:

- **Vision clarity and ambition**
- Technical capability
- Leadership experience
- Community engagement
- Commitment level

Forge Strategies

Winning the Forge

1. **Demonstrate Expertise** - Show deep domain knowledge
2. **Rally Support** - Build coalitions before the duel
3. **Present Clear Plan** - Specific milestones win votes
4. **Show Commitment** - Stake significant tokens
5. **Engage Actively** - Answer all questions thoroughly

Phase 3: Ignition

Building the Foundation

Objective

Form Container DAO, assemble team, and deliver initial MVP.

Critical Tasks:

- **Create Container DAO structure**
- Mint Halo NFT (locked)
- Recruit 2-4 team members
- Define technical architecture
- Build and launch MVP
- Secure initial users/testers

Milestones:

1. DAO formation complete
2. Core team assembled
3. Technical spec approved
4. MVP launched
5. First users onboarded

Container DAO Setup

```
graph TD
  A[Genesis Wallet Created] --> B[Multisig Configured]
  B --> C[NFTs Deposited]
  C --> D[Governance Enabled]
  D --> E[Treasury Activated]
  E --> F[Team Tokens Allocated]
```

Resource Allocation

Resource	Ignition Allocation	Purpose
Development	40%	MVP creation
Team Building	30%	Recruitment & onboarding
Marketing	20%	Initial awareness
Operations	10%	Legal, admin, tools

Phase 4: Drift

Finding Your Current

Objective

Iterate rapidly to find product-market fit through community feedback.

Key Characteristics:

- **High experimentation rate**
- Rapid pivots allowed
- Constant user feedback
- Flexible milestone adjustments
- Community-guided development

Success Indicators:

- **User retention > 40%**
- Organic growth starting
- Clear use case emerging
- Positive unit economics
- Community enthusiasm growing

Drift Strategies

Navigating Drift

This phase has the highest failure rate. Success requires:

- **Humility** to accept when things aren't working
- **Speed** to iterate faster than resources deplete
 - **Focus** to avoid feature creep
 - **Communication** to maintain supporter confidence

Pivot Mechanics

When pivoting during Drift:

1. **Announce Early** - Don't surprise supporters
2. **Explain Reasoning** - Data-driven decisions
3. **Maintain Vision** - Core mission stays consistent
4. **Reset Milestones** - New direction, new goals
5. **Re-engage Community** - Rebuild confidence

Phase 5: Orbit

Achieving Stability

Objective

Establish sustainable operations with consistent growth and reliable delivery.

Orbit Characteristics:

- **Predictable revenue/usage**
- Stable team operations
- Consistent milestone achievement
- Growing community confidence
- Clear scaling path

Key Metrics:

- **MRR/MAU growth:** 10%+ monthly
- Milestone success rate: 80%+
- Team retention: 90%+
- User satisfaction: 4.5/5+
- Token velocity: Increasing

Operational Excellence

```
graph LR
  A[Product Stability] --> B[Team Efficiency]
  B --> C[User Growth]
  C --> D[Revenue Generation]
  D --> E[Reinvestment]
  E --> A
```

Orbit Milestones

Milestone Type	Frequency	Typical Goals
Product	Monthly	Feature releases, improvements
Growth	Bi-weekly	User acquisition, retention
Revenue	Monthly	MRR targets, unit economics
Team	Quarterly	Hiring, culture, processes

Phase 6: Flare

Igniting Growth

Objective

Scale rapidly with external capital and aggressive expansion.

Flare Characteristics:

- **External funding rounds**
- Aggressive hiring
- Market expansion
- Product scaling
- Brand building

Capital Sources:

- **Traditional VCs (now interested)**
- Strategic partners
- Revenue-based financing
- Token sales (if applicable)
- Community rounds

Scaling Strategies

Flare Playbook

1. **Prove Unit Economics** - Show profitable growth potential
2. **Build Investor Pipeline** - Leverage Studio3 network
3. **Maintain Transparency** - Keep community informed
4. **Execute Flawlessly** - High stakes, high scrutiny
5. **Prepare for Ascension** - Plan graduation early

Growth Metrics

Flare Phase Target Metrics:

- Monthly Growth Rate: Minimum 25% month-over-month growth
- Team Size: Typically between 20-50 employees
- Market Share: Target 5% share in your specific segment
- Customer Acquisition Cost: Should be less than 1/3 of customer lifetime value
- Gross Margins: Target above 70% for software ventures

Phase 7: Ascension 🏆

Achieving Sovereignty

👑 Objective

Graduate from Studio3 oversight to complete independence.

Ascension Requirements:

- **All phases successfully completed**
- Sustainable business model proven
- Team fully autonomous
- Community support maintained
- Buyback funds available

The Buyback Process:

1. Initiate graduation request
2. Final Anchor validation
3. Buyback Spark + Signal NFTs
4. Unlock Halo NFT
5. Transfer Genesis Wallet control
6. Achieve full sovereignty

Sovereignty Benefits

What Sovereignty Unlocks

- **Full Control:** Complete ownership of all assets
- **Sub-Studio Rights:** Launch your own ventures
- **Alumni Network:** Lifetime Studio3 benefits
- **Mentor Status:** Become an Anchor yourself
- **Legacy Recognition:** Permanent ecosystem honor

Post-Ascension Options

1. **Continue Independently**
2. Run as traditional company
3. **Launch Sub-Studio**
4. Create venture studio
5. **Acquire Others**
6. Buy struggling ventures
7. **Go Public**
8. Traditional exit paths
9. **Stay Connected**
10. Remain in ecosystem

Phase Progression Rules

Moving Forward



Advancement Criteria

General Requirements:

- **Complete all phase milestones**
- Maintain community support (>60% belief)
- Pass Anchor validation
- Meet minimum duration
- Achieve phase-specific metrics

Special Cases:

- **Fast Track:** Exceptional ventures can accelerate
- **Extended Duration:** Complex ventures may need more time
- **Phase Skipping:** Not allowed - all phases required
- **Regression:** Can fall back during Drift only

Failure Modes

When Ventures Fail

- **Spark:** Idea doesn't gather support → NFT remains tradeable
- **Forge:** No suitable founder emerges → Spark returns to Arena
- **Ignition:** Can't build MVP → Dissolution, token return
- **Drift:** No product-market fit → Pivot or dissolve
- **Orbit:** Can't sustain operations → Acquisition candidate
- **Flare:** Growth stalls → Return to Orbit or exit
- **Ascension:** Can't afford buyback → Remain in Flare

Success Patterns

What Works

Clear Vision

Successful ventures maintain consistent core vision while adapting execution

Community First

Those who engage deeply with supporters succeed more often

Rapid Iteration

Fast learners navigate phases more successfully

Data Driven

Decisions based on metrics outperform intuition

Phase-Specific Resources

Support Systems

Phase	Primary Support	Secondary Support
Spark	Community feedback	Idea refinement tools
Forge	Pitch coaching	Debate preparation
Ignition	Technical mentors	DAO setup guides
Drift	Product advisors	Pivot frameworks
Orbit	Operations experts	Scaling playbooks
Flare	Growth hackers	Fundraising support
Ascension	Legal counsel	Buyback financing

Your Phase Journey

Getting Started

1. **Assess Readiness** - Do you have a strong IP combination?
2. **Study Patterns** - Learn from successful phase transitions
3. **Build Network** - Connect with phase-specific experts
4. **Plan Ahead** - Know requirements for next phase
5. **Execute Publicly** - Transparency builds trust

Next Steps

- Master the [Milestone System](#) for each phase
- Understand [Progression Rules](#) in detail
- Learn about [Container DAO Setup](#) for Ignition
- Study [Ascension Planning](#) early

Milestone System

The Building Blocks of Progress

Milestones are the fundamental units of progress in Studio3. They represent specific, measurable commitments that ventures make to their community, creating accountability and enabling support through belief signals.

What Are Milestones?

Definition

Milestone Essentials

A milestone is a public commitment to achieve a specific outcome by a defined deadline.

Key Components:

- **Specific Goal** : Clear, unambiguous objective
- **Success Criteria** : Measurable completion requirements
- **Timeline** : Fixed deadline for achievement
- **Evidence Requirements** : Proof needed for validation
- **Token Value** : Amount at stake for signals

Milestone Lifecycle

```
stateDiagram-v2
    [*] --> Drafted
    Drafted --> Declared
    Declared --> SignalOpen
    SignalOpen --> InProgress
    InProgress --> Submitted
    Submitted --> UnderReview
    UnderReview --> Validated
    UnderReview --> Disputed
    Disputed --> Validated
    Disputed --> Failed
    Validated --> [*]
    Failed --> [*]
```

Milestone Types

By Category

Technical

Code, features, infrastructure

- MVP launch
- Feature release
- Performance improvement
- Security audit

Growth

Users, revenue, market share

- User acquisition
- Revenue targets
- Market expansion
- Partnership deals

Operational

Team, processes, governance

- Team hiring
- Process implementation
- DAO governance
- Legal compliance

Financial

Funding, tokenomics, sustainability

- Fundraising rounds
- Token launches
- Profitability targets
- Treasury management

By Phase

Phase	Typical Milestones	Average Count
Spark	Concept validation, team formation	2-3
Forge	Pitch preparation, vision articulation	1-2
Ignition	MVP development, DAO setup	4-6
Drift	PMF iterations, user feedback	8-12
Orbit	Growth metrics, operational efficiency	10-15
Flare	Scaling targets, funding rounds	8-10
Ascension	Buyback preparation, handover	3-4

Creating Effective Milestones

SMART Framework

SMART Milestones

- **S** pecific: Clear and unambiguous -**Measurable: Quantifiable success criteria** -**A** chievable: Realistic given resources -**Relevant: Aligned with venture goals** -**Time-bound: Fixed deadline**### Good vs Bad Milestones

✔ Good Milestone

"Launch MVP with 3 core features by March 15"

- Specific features defined
- Clear deliverable (MVP)
- Fixed deadline
- Measurable outcome

✖ Bad Milestone

"Make significant progress on product"

- Vague objective
- No success criteria
- Missing deadline
- Unmeasurable

Milestone Declaration

The Declaration Process

flowchart TD

A[Draft Milestone] --> B{Internal Review}

B -->|Pass| C[Set Token Value]

B -->|Fail| A

C --> D[Choose Timeline]

D --> E[Define Evidence]

E --> F[Submit to Arena]

F --> G[Community Review]

G -->|Approved| H[Open for Signals]

G -->|Rejected| A

Declaration Requirements



Declaration Checklist

Required Elements:

- ☐ **Clear objective statement**
- ☐ Success criteria (3-5 points)
- ☐ Evidence requirements
- ☐ Realistic timeline
- ☐ Token value (min 1,000 \$SIGNAL)
- ☐ Risk assessment
- ☐ Dependencies identified

Optional Enhancements:

- ☐ **Stretch goals**
- ☐ Partial success criteria
- ☐ Progress checkpoints
- ☐ Contingency plans

Milestone Valuation

Setting Token Values

Valuation Factors

Token values should reflect:

- **Difficulty:** Technical or operational complexity
- **Impact:** Importance to venture success
- **Risk:** Probability of failure
- **Timeline:** Urgency and duration

- **Dependencies:** External factors### Valuation Guidelines

Milestone Type	Typical Range	Factors
Minor Feature	1K - 10K	Low complexity, quick delivery
Major Feature	10K - 50K	High complexity, critical path
Growth Target	20K - 100K	Market dependent, measurable
Funding Round	50K - 500K	High impact, binary outcome
Phase Transition	100K - 1M	Comprehensive requirements

Evidence Requirements

Types of Evidence

Quantitative

- Analytics dashboards
- Financial statements
- User metrics
- Performance benchmarks

Demonstrative

- Live demos
- Video walkthroughs
- Public URLs
- GitHub commits

Documentary

- Contracts signed
- Audit reports
- Press coverage
- User testimonials

✓ Verificative

- Third-party confirmation
- On-chain transactions
- API endpoints
- Public registrations

Evidence Standards

Evidence Must Be

- **Authentic:** Not fabricated or manipulated
- **Relevant:** Directly proves milestone completion
- **Sufficient:** Comprehensive enough for validation
- **Timely:** Generated within milestone period
- **Accessible:** Validators can verify independently## Milestone Execution

Best Practices

Execution Excellence

During Development:

1. **Daily Updates:** Keep community informed

2. **Progress Tracking**

: Show incremental advancement

3. **Challenge Transparency**

: Share obstacles openly

4. **Resource Management**

: Allocate wisely

5. **Time Buffering**

: Plan for unexpected delays

- **Communication Guidelines:**
- **Post updates at consistent times**
- Use visual progress indicators
- Respond to community questions
- Acknowledge concerns promptly
- Celebrate small wins

Common Pitfalls

Pitfall	Impact	Prevention
Scope Creep	Missed deadlines	Strict feature freeze
Poor Planning	Resource shortage	Detailed breakdown
Over-promising	Failed delivery	Conservative estimates
Under-communicating	Lost confidence	Daily updates
Ignoring Feedback	Wrong direction	Active engagement

Validation Process

How Validation Works

```
sequenceDiagram
    participant F as Founder
    participant S as System
    participant A as Anchors
    participant C as Community

    F->>S: Submit Evidence
    S->>A: Notify Validators
    A->>S: Review Evidence
    A->>C: Request Additional Info
    C->>A: Provide Context
    A->>S: Submit Scores
    S->>S: Calculate Result
    S->>F: Notify Outcome
```

Validation Criteria

Anchors Evaluate

1. **Completeness:** All requirements met?
2. **Quality:** Meets professional standards?
3. **Timeliness:** Delivered on schedule?
4. **Evidence:** Properly documented?
5. **Impact:** Achieves intended outcome?

Outcome	Result	Token Impact
Full Success	100% complete	Believers rewarded 1.5-3x
Partial Success	70-99% complete	Reduced multipliers
Extension Granted	More time given	Signals locked
Failed	<70% complete	All signals burned
Disputed	Contested result	Re-validation required

Milestone Strategies

For Founders

Strategic Planning

- Chain dependent milestones
- Balance risk across portfolio
- Front-load critical paths
- Build credibility gradually

Community Building

- Involve supporters early

- Create anticipation
- Share behind-scenes
- Celebrate together

For Echoes

Analysis Framework

- Assess founder track record
- Evaluate technical feasibility
- Consider market conditions
- Check resource availability

Risk Management

- Diversify across ventures
- Size stakes appropriately
- Monitor progress actively
- Learn from patterns

Advanced Concepts

Milestone Dependencies

```
graph TD
  A[Core Infrastructure] --> B[Feature Development]
  A --> C[Team Hiring]
  B --> D[User Testing]
  C --> D
  D --> E[Public Launch]
  E --> F[Growth Campaign]
```

Conditional Milestones

Coming Soon: Conditional Logic

Future milestones will support:

- **IF-THEN** statements
- AND/OR
- requirements Prerequisite
- chains Fallback
- options Bonus
- objectives

Tracking Performance

Milestone Success Metrics Overview:

- Completion Rate: 75% of milestones are successfully completed
- Average Duration: Milestones typically take 21 days to complete
- Signal Accuracy: 68% of community predictions are correct
- Extension Rate: 15% of milestones request timeline extensions
- Dispute Rate: Only 5% of milestone results are contested

Improvement Areas

Metric	Target	Current	Action
Success Rate	80%	75%	Better planning tools
Signal Participation	70%	62%	Increase awareness
Validation Time	24hr	36hr	More Anchors needed
Evidence Quality	95%	89%	Clearer guidelines

Common Questions

Milestone FAQ

Q: Can I modify a milestone after declaration? A: No, declared milestones are immutable. Plan carefully. **Q: What happens if I get sick during execution? A: Apply for extension with medical evidence. Community decides.** **Q: Can I declare multiple milestones simultaneously? A: Yes, but ensure you have resources for parallel execution.** **Q: How do partial completions work? A: Anchors score 0-100%. 70%+ may receive partial rewards.** **Q: Can milestones be cancelled? A: Only in extreme circumstances with Anchor approval.**

Your Milestone Journey

Getting Started

- 1. Study Examples**
2. Learn from successful milestones
- 3. Start Small**
4. Build confidence with achievable goals
- 5. Engage Early**
6. Discuss plans with community
- 7. Document Everything**
8. Evidence collection from day one
- 9. Deliver Consistently**
10. Build reputation over time
11. Review [Progression Rules](#) for phase requirements
12. Explore [Signal Mechanics](#) for supporter perspective
13. Learn [Validation Framework](#)
14. Study [Milestone Planning](#) guide

Progression Rules

The Laws of Venture Evolution

Progression through Studio3's seven phases follows clear rules designed to ensure sustainable growth while maintaining ecosystem integrity. These rules create a fair, transparent system where success is earned, not given.

Core Progression Principles

Fundamental Rules



The Five Laws

- 1. **Sequential Progress**
 - Phases must be completed in order
- 2. **No Skipping**
 - Every venture experiences every phase
- 3. **Merit-Based**
 - Advancement requires proven achievement
- 4. **Community Validated**
 - Progress confirmed by ecosystem
- 5. **Time Bounded**

The Progression Framework






```
graph TD
  A[Meet Phase Requirements] --> B{Anchor Validation}
  B -->|Pass| C[Community Vote]
  B -->|Fail| D[Address Issues]
  C -->|Approve| E[Phase Transition]
  C -->|Reject| D
  D --> A
  E --> F[New Phase Begins]
```

Phase Requirements

Universal Requirements

All phase transitions require:

Base Requirements

-  Complete all declared milestones (or approved pivots)
-  Maintain >60% belief ratio throughout phase
-  Pass Anchor validation assessment
-  Meet minimum phase duration
-  Achieve phase-specific metrics

Phase-Specific Requirements

🌟 Spark → Forge

- 100+ \$SIGNAL in belief
- 10+ unique supporters
- Clear problem
- solution fit
- Feasible execution plan
- 7
- day minimum duration

🔪 Forge → Ignition

- Win founder duel
- Claim Signal NFT
- 1,000+ \$SIGNAL staked
- Present winning vision
- Automatic upon victory

🚀 Ignition → Drift

- Container DAO formed
- Core team assembled (3+)
- MVP launched publicly
- Initial users onboarded
- 14
- day minimum

**Drift → Orbit**

- Product
- market fit signals
- 40%+ user retention
- Sustainable unit economics
- Clear growth trajectory
- 60
- day minimum

**Orbit → Flare**

- 6 months stable operations
- 80%+ milestone success rate
- Revenue/usage growing 10%+ monthly
- External funding interest
- 180
- day minimum

**Flare → Ascension**

- Funding secured
- 20+ team members
- Market leadership position
- Buyback funds available
- 180
- day minimum

Validation Process

Anchor Assessment

Validation Framework

Anchors evaluate:

1. **Milestone Completion** (40%) All declared goals achieved?
 - Evidence properly documented?
 - Quality meets standards?
2. **Community Health** (30%) - Supporter engagement level
 - Belief/doubt ratio
 - Communication quality
3. **Operational Excellence** (20%) - Team performance
 - Resource management
 - Process maturity
4. **Strategic Position** (10%) - Market opportunity
 - Competitive advantage
 - Growth potential

Minimum score: 70% to proceed

Community Confirmation

After Anchor approval:

```
flowchart LR
    A[Anchor Approval] --> B[48hr Review Period]
    B --> C[Community Discussion]
    C --> D{Token Vote}
    D -->|>66% Yes| E[Progression Approved]
    D -->|<66% Yes| F[Progression Delayed]
    F --> G[Address Concerns]
    G --> B
```

Time Boundaries

Duration Requirements

Phase	Minimum	Target	Maximum	Extensions
Spark	7 days	14 days	30 days	Not allowed
Forge	3 days	5 days	7 days	Not allowed
Ignition	14 days	30 days	60 days	1x30 days
Drift	60 days	120 days	365 days	2x60 days
Orbit	180 days	365 days	No max	Unlimited
Flare	180 days	365 days	No max	Unlimited
Ascension	30 days	60 days	180 days	1x60 days

Extension Mechanics

Extension Rules

- Request before phase maximum reached
- Provide compelling justification
- Maintain >50% community support

- Anchor approval required
- Only one extension per phase (except Orbit/Flare)

Performance Metrics

Success Indicators



Quantitative Metrics

- Milestone completion rate
- Revenue/user growth
- Token signal volume
- Team expansion rate
- Funding secured



Qualitative Metrics

- Community sentiment
- Product quality
- Team cohesion
- Market position
- Innovation level

Phase Health Scoring

Phase Health Score Calculation:

The system calculates a venture's readiness for progression on a 0-100 scale:

Score Components:

- Milestone Completion: 40% of total score
 - Based on successful milestone completion rate
- Community Support: 30% of total score
 - Measured by belief vs doubt signal ratio
- Operational Excellence: 20% of total score
 - Team efficiency and process maturity
- Growth Metrics: 10% of total score
 - Revenue, users, or other KPI growth

Special Modifiers:

- Drift Phase Pivot: -10% penalty if venture has pivoted
- Orbit Phase Consistency: +10% bonus for consistent delivery
- Final Score: Capped at maximum 100 points
- Minimum Required: 70 points to progress to next phase

Special Circumstances

Accelerated Progression

Fast Track Qualification

Exceptional ventures may progress faster if:

- **Exceed all metrics by 200%+**
- Unanimous Anchor approval
- 90%+ community support
- Demonstrated exceptional execution
- Strategic opportunity requires speed

Fast Track Limits:

- **Minimum durations still apply**
- Cannot skip phases
- Extra scrutiny on validation
- Higher evidence standards

Regression Scenarios

When Ventures Move Backward

Regression only allowed during Drift phase:

- **Failed product-market fit**
- Major pivot required

- Team reformation needed

Regression Process:

1. Founder requests regression
2. Anchors assess situation
3. Community votes on allowing
4. Return to Ignition if approved
5. Reputation penalty applied

Stalled Progressions

When ventures can't advance:

Scenario	Options	Consequences
Missing Requirements	Extension or remediation	Delayed progression
Failed Validation	Address issues and retry	Reputation impact
Lost Community Support	Rebuild confidence	Potential dissolution
Resource Depletion	Seek emergency funding	May force pivot
Team Collapse	Recruit replacements	Major delays

Progression Strategies

For Founders

Planning Ahead

Know next phase requirements from day one

- Study successful transitions
- Build buffer time
- Over-deliver on metrics
- Document everything

Community First

Progression requires ecosystem support

- Communicate constantly
- Address concerns early
- Build believer base
- Engage doubters respectfully

For Echoes

Supporting Smart Progression

- **Signal strategically**
- on transition milestones Provide feedback
- during phase reviews **Support extensions**
- when justified Challenge rushers
- - **who aren't ready** Reward consistency
- over speed

Complex Scenarios

What If...

Q: Venture succeeds wildly but hasn't met time minimum?A: Must wait. Time requirements ensure proper foundation.

Q: All requirements met but Anchors see red flags?A: Anchors can require additional evidence or delays.

Q: Community loves venture but metrics are weak?A: Objective metrics must be met. Sentiment alone insufficient.

Q: External event disrupts progress (pandemic, war)?A: Force majeure provisions allow special extensions.

Q: Founders want to stay in current phase longer?A: Allowed in Orbit/Flare. Other phases have maximums.

Historical Progression Data

Success Rates by Transition

```
graph LR
  A[Spark] -->|60%| B[Forge]
  B -->|100%| C[Ignition]
  C -->|75%| D[Drift]
  D -->|40%| E[Orbit]
  E -->|65%| F[Flare]
  F -->|80%| G[Ascension]
  G -->|95%| H[Sovereignty]
```

Average Duration by Phase

Phase	Average	Fastest	Slowest
Spark	12 days	7 days	30 days
Forge	4 days	3 days	7 days
Ignition	28 days	14 days	58 days
Drift	142 days	64 days	361 days
Orbit	287 days	182 days	548 days
Flare	394 days	186 days	892 days
Ascension	47 days	31 days	176 days

Common Mistakes

Progression Pitfalls

Avoid These Errors

- **Rushing progression**
- Meeting minimums isn't enough
- **Ignoring community**
- Support can evaporate quickly
- **Weak documentation**
- Evidence must be bulletproof
- **Surprise pivots**
- Changes need community buy-in
- **Burning bridges**

- Failed progressions damage reputation

Appeals Process

Challenging Decisions

If progression is denied:

1. **Review Feedback**
2. Understand specific issues
3. **Prepare Appeal**
4. Address each concern
5. **Submit to Council**
6. Anchor Council reviews
7. **Community Input**
8. Public comment period
9. **Final Decision**
10. Binding determination!!! info "**Appeal Success Rate: 23%**" Most denials are upheld. Better to address issues than appeal.

Your Progression Path

Planning Your Journey

- 1. Map Requirements
- Know every phase's needs
- **Build Buffers**
- Plan for delays
- **Track Metrics**
- Monitor continuously
- **Engage Community**
- Maintain support
- **Document Progress**
- Evidence from day one

- Study [Seven Phase Lifecycle](#) in detail
- Review [Milestone System](#) for execution
- Learn [Validation Framework](#)
- Explore phase-specific guides in [Senders Guide](#)



Participants

Section 3 pages

In this section:

- ▶ Three Roles Overview
- ▶ How They Interact
- ▶ Aligned Incentives

Three Roles Overview

The Trinity of Studio3

Studio3's ecosystem thrives on the balanced interaction of three distinct roles, each essential to the platform's success. Understanding these roles and their relationships is key to finding your place in the ecosystem.

The Three Roles

At a Glance

Senders (Founders)

The Builders

Entrepreneurs who transform ideas into ventures through transparent execution

- Create and lead ventures
- Execute public milestones
- Build in the Arena
- Achieve sovereignty

 **Echoes (Supporters)****The Believers**

Community members who signal conviction through token stakes

- Evaluate ventures
- Signal belief or doubt
- Earn from accuracy
- Guide through wisdom

 **Anchors (Validators)****The Guardians**

Experienced builders who ensure quality and provide guidance

- Validate milestones
- Mentor founders
- Maintain standards
- Resolve disputes

Role Relationships

The Ecosystem Dance

```
graph TD
    S[Senders] -->|Declare Milestones| A[Arena]
    E[Echoes] -->|Signal Belief/Doubt| A
    A -->|Request Validation| An[Anchors]
    An -->|Verify Progress| A
    A -->|Distribute Rewards| E
    A -->|Provide Resources| S
    S -->|Deliver Results| A

    style S fill: #FFE4B5
    style E fill: #98D8C8
    style An fill: #9370DB
    style A fill: #F0F0F0
```

Interdependencies

Everyone Needs Everyone

- **Senders need Echoes** for funding and validation Senders need Anchors
- for guidance and verification **Echoes need Senders** - for investment opportunities Echoes need Anchors

- - **for quality assurance** Anchors need Senders
- for ecosystem growth Anchors need Echoes
- - **for decentralized wisdom**## Senders (Founders) Deep Dive

The Builder's Journey

What Senders Do

Primary Activities:

1. **Ideation & Creation** Remix IPs into Spark NFTs

- Develop venture concepts
- Enter ideas into Arena

2. **Competition & Leadership**

- **Compete in Forge duels**
- Win Signal NFT rights
- Form founding teams

3. **Execution & Delivery**

- **Declare public milestones**
- Build transparently
- Deliver on promises

4. **Growth & Graduation**

- **Scale ventures**
- Achieve sovereignty
- Launch sub
- studios

Sender Requirements

Requirement	Description	Why It Matters
Vision	Clear venture concept	Attracts support
Execution	Ability to deliver	Builds trust
Communication	Public engagement	Maintains confidence
Resilience	Handle setbacks	Ventures face challenges
Leadership	Team building	Can't succeed alone

Sender Rewards



Financial

- Milestone funding
- Revenue ownership
- Exit opportunities
- Token allocations



Recognition

- NFT ownership
- Public achievement
- Alumni status
- Legacy building



Growth

- Skill development
- Network expansion
- Mentorship access
- Future opportunities

Echoes (Supporters) Deep Dive

The Believer's Path



What Echoes Do

Primary Activities:

1. **Research & Analysis** Evaluate ventures

- Assess founders
- Study milestones
- Track patterns

2. **Signal Placement**

- **Stake \$SIGNAL tokens**
- Express belief or doubt
- Size positions wisely
- Diversify portfolio

3. **Community Participation**

- **Provide feedback**
- Share insights
- Support builders
- Challenge assumptions

4. **Performance Tracking**

- **Monitor progress**
- Adjust strategies
- Learn from outcomes
- Build reputation

Echo Skills

Successful Echo Traits

- **Analytical Mind**
 - Evaluate objectively
- **Risk Management**
 - Size stakes appropriately
- **Pattern Recognition**
 - Spot trends early
- **Emotional Control**
 - Avoid FOMO/FUD
- **Continuous Learning**
 - Adapt strategies

Echo Earnings

Echo Return Calculation:

How your signal returns are calculated:

- Base Multiplier:
 - Belief signals: 1.5x base return if correct
 - Doubt signals: 1.2x base return if correct
- Bonus Multipliers:
 - Early Signal Bonus: +0.1x for each day you signal early
 - Contrarian Bonus: +0.3x if you signal against the majority and are right
 - Reputation Bonus: +0.01x for every 1,000 XP points you have
- Maximum Return: Total multiplier is capped at 3.0x
- Final Payout: Your stake amount × total multiplier (if correct)
- Wrong Prediction: You lose your entire stake (0x return)

Anchors (Validators) Deep Dive

The Guardian's Duty



What Anchors Do

Primary Activities:

1. **Validation Services** Review milestone evidence

- Score completion quality
- Provide detailed feedback
- Resolve disputes

2. **Mentorship & Guidance**

- **Advise founders**
- Share expertise
- Prevent failures
- Accelerate growth

3. **Ecosystem Protection**

- **Maintain standards**
- Identify bad actors
- Ensure fairness
- Guide evolution

4. **Governance Participation**

- **Vote on proposals**
- Shape policies
- Lead councils
- Drive improvements

Anchor Qualifications

Qualification	Requirement	Verification
Experience	5+ years building	Portfolio review
Reputation	Strong track record	Reference checks
Availability	10+ hours/week	Commitment letter
Expertise	Domain knowledge	Skill assessment
Objectivity	Unbiased judgment	Ethics training

Anchor Compensation

Direct Fees

2-5% of milestone value

Paid per validation

Performance Bonus

Up to 3x multiplier

Based on quality scores

Long-term Upside

Success participation

Venture token allocations

Role Dynamics

Healthy Interactions

```
sequenceDiagram
    participant S as Sender
    participant E as Echo
    participant A as Anchor

    S->>S: Declare milestone
    S->>E: Request support
    E->>E: Analyze opportunity
    E->>S: Signal belief
    S->>S: Execute publicly
    S->>A: Submit evidence
    A->>S: Provide feedback
    A->>E: Validate outcome
    E->>S: Celebrate/Learn
```

Conflict Resolution

When Roles Clash

Common Conflicts:

- **Sender overpromises, Echo loses tokens**
- Echo signals doubt, Sender feels attacked
- Anchor validates strictly, Sender disputes

Resolution Mechanisms: - **Public dialogue for transparency** - Anchor Council for disputes

- Community votes for deadlocks
- Reputation impacts for bad behavior

Choosing Your Role

Self-Assessment Framework

Which Role Fits You?

Consider Sender If You:

- **Have a venture idea**
- Love building things
- Thrive under pressure
- Communicate well publicly
- Accept high risk/reward

Consider Echo If You:

- **Enjoy analysis and research**
- Have risk capital available
- Want portfolio approach
- Prefer supporting to leading
- Learn from patterns

Consider Anchor If You:

- **Have deep expertise**
- Built ventures before
- Enjoy mentoring others
- Value ecosystem health
- Can commit time regularly

Role Progression

Roles Can Evolve

- **Echo → Sender:** Build reputation, then launch venture

-Sender → Anchor: After successful exit, give back -Anchor → Sender: Use expertise for new venture -Multiple Roles: **Can be Echo while building as Sender**## Role Statistics

Current Distribution

Studio3 Role Distribution (2024):

Total Participants: 12,847

Role Breakdown:

- Senders (Founders): 892 participants (7%) - Fewer builders
- Echoes (Supporters): 10,423 participants (81%) - Most are supporters
- Anchors (Validators): 156 participants (1%) - Elite validators
- Multi-Role Users: 1,376 participants (11%) - Wear multiple hats

Success Rates by Role:

- Sender Graduation Rate: 34% of ventures reach Ascension phase
- Echo Profit Rate: 67% of Echoes are profitable overall
- Anchor Accuracy Rate: 89% validation accuracy score

Role Performance

Metric	Senders	Echoes	Anchors
Avg Weekly Hours	50-60	5-10	10-15
Success Rate	34%	67%	89%
Avg Earnings	\$500K	\$45K	\$120K
Reputation Growth	High	Medium	Very High

*If successful to Ascension

Multi-Role Strategies

Wearing Multiple Hats



Echo + Future Sender

Build reputation and capital as Echo before launching



Sender + Future Anchor

Graduate successfully then mentor others



Anchor + Active Echo

Validate while investing in ventures you don't judge

Role Synergies

Leveraging Multiple Perspectives

- **Echo experience**
- improves Sender fundraising Sender experience
- makes better Anchors **Anchor insights**
- enhance Echo strategies **Cross-role networks** create opportunities##
Common Misconceptions

Role Myths Debunked

Myth	Reality
"Only rich people can be Echoes"	Minimum stakes are accessible
"Senders need technical skills"	Many roles in founding teams
"Anchors must be famous"	Expertise matters more than fame
"Roles are permanent"	Can change roles anytime
"Success requires connections"	Merit-based system

Your Role Journey

Getting Started

- 1. Explore All Roles
- Understand each deeply
- **Assess Yourself**
- Match skills and goals
- **Start Small**
- Test before committing
- **Build Reputation**
- Success in any role
- **Stay Flexible**
- Adapt as you learn
- **For Senders:** [Senders Guide](#)
- Complete founder handbook
- **For Echoes:** [Echoes Guide](#)
- Master signaling
- **For Anchors:** [Anchors Guide](#)
- Validation excellence

Next Steps

- Dive deep into your chosen role's guide
- Study [How They Interact](#)
- Understand [Aligned Incentives](#)
- Review [Getting Started](#) for your path

How They Interact

The Symphony of Collaboration

Studio3's magic emerges from the intricate interactions between Senders, Echoes, and Anchors. Understanding these dynamics is crucial for navigating the ecosystem successfully.

Interaction Overview

The Ecosystem Flow

```
graph TB
    subgraph "Venture Lifecycle"
        S[Sender] -->|Creates| V[Venture]
        V -->|Attracts| E[Echoes]
        E -->|Signal| B[Belief/Doubt]
        B -->|Guides| S
        S -->|Executes| M[Milestones]
        M -->|Reviewed by| A[Anchors]
        A -->|Validates| R[Results]
        R -->|Rewards| E
        R -->|Empowers| S
    end

    style S fill: #FFE4B5
    style E fill: #98D8C8
    style A fill: #9370DB
```

Primary Interactions

Sender ↔ Echo Dynamics



The Investment Relationship

How They Connect:

Discovery Phase

- Senders pitch ventures in Arenas
- Echoes research and evaluate
- Initial conversations begin

Signaling Phase

- Echoes place belief/doubt stakes
- Senders see support levels
- Feedback flows both ways

Execution Phase

- Senders deliver on promises
- Echoes monitor progress
- Communication stays open

Settlement Phase

- Results determine rewards
- Relationships strengthen or end
- Lessons learned by both

Communication Patterns

Sender → Echo Communications

- **Milestone Declarations:** Clear, specific commitments
- **Progress Updates:** Daily during active periods
- **Challenge Transparency:** Honest about obstacles
- **Success Celebrations:** Share wins with supporters
- **Pivot Explanations:** Justify major changes

Echo → Sender Communications

- **Due Diligence Questions:** Understand the venture
- **Constructive Feedback:** Improve execution
- **Market Intelligence:** Share relevant insights
- **Network Connections:** Introduce helpful contacts
- **Moral Support:** Encourage during challenges

Value Exchange

What Senders Give	What Echoes Give
Transparency	Risk capital
Execution	Market validation
Returns potential	Community wisdom
Learning opportunity	Network effects
Innovation	Distribution

Sender ↔ Anchor Dynamics

The Mentorship Bond

Growth Through Guidance

Key Interactions:

Validation Moments

- Senders submit evidence
- Anchors review thoroughly
- Feedback improves execution

Mentorship Sessions

- Strategic planning help
- Technical guidance
- Network introductions
- Crisis management

Standards Setting

- Anchors define quality
- Senders strive to exceed
- Continuous improvement

Dispute Resolution

- Fair hearings
- Evidence-based decisions
- Learning opportunities

Interaction Protocols

```
sequenceDiagram
    participant S as Sender
    participant A as Anchor
    participant P as Platform

    S->>P: Submit milestone evidence
    P->>A: Assign for validation
    A->>S: Request clarifications
    S->>A: Provide additional info
    A->>A: Review and score
    A->>P: Submit validation
    P->>S: Notify results
    A->>S: Offer mentorship
```

Mutual Benefits



What Senders Gain

- Expert guidance
- Quality validation
- Credibility boost
- Network access
- Skill development



What Anchors Gain

- Validation fees
- Ecosystem growth
- Satisfaction of helping
- Reputation building
- Deal flow access

Echo ↔ Anchor Dynamics

The Quality Assurance Loop

Trust Through Verification

How They Collaborate:

Signal Confidence

- Anchors provide quality assurance
- Echoes trust validation process
- Reduces investment risk

Information Flow

- Anchors share insights
- Echoes provide market sentiment
- Collective intelligence emerges

Dispute Mediation

- Anchors investigate concerns
- Echoes present evidence
- Fair resolutions build trust

Ecosystem Protection

- Both identify bad actors
- Collaborative defense
- Maintains platform integrity

Information Asymmetry

Balancing Knowledge

- **Anchors know more** about technical execution
- **Echoes know more** about market sentiment
- **Together they create** complete picture
- **Transparency bridges** information gaps

Multi-Party Interactions

The Arena Experience

```
graph LR
  subgraph "Milestone Arena"
    S[Sender Declares] --> A[Arena Opens]
    E1[Echo 1] --> A
    E2[Echo 2] --> A
    E3[Echo N] --> A
    A --> W[Work Period]
    W --> An[Anchor Reviews]
    An --> O[Outcome]
    O --> ALL[All Parties]
  end
```

Complex Scenarios

Scenario: Pivot Decision

Participants:

Sender + Multiple Echoes + Anchor

- Sender proposes major pivot
- Echoes debate merits
- Anchor provides expert opinion
- Collective decision emerges

Scenario: Disputed Validation

Participants:

Sender + Echoes + Multiple Anchors

- Sender claims success
- Primary Anchor disagrees
- Echoes split on outcome
- Anchor Council decides

Communication Channels

Official Channels



Arena Forums

Public discussions

All can participate



Update Feeds

Progress broadcasts

One-to-many comms

Direct Messages

Private conversations

Relationship building

Video Sessions

Live interactions

Deep discussions

Communication Best Practices

Effective Interaction Guidelines

For All Parties:

- Be respectful and professional
- Respond promptly to queries
- Document important decisions
- Maintain transparency
- Build relationships beyond transactions

Channel Selection:

- Public forums for general updates
- Direct messages for specific questions
- Video calls for complex discussions
- Written summaries after verbal agreements

Conflict Resolution

When Interactions Break Down



Dispute Resolution Framework

Level 1: Direct Resolution

- Parties attempt to resolve directly
- Open communication encouraged
- Focus on mutual benefit

Level 2: Community Mediation

- Neutral Echoes facilitate
- Public discussion if appropriate
- Seek consensus solution

Level 3: Anchor Arbitration

- Formal Anchor review
- Evidence-based decision
- Binding resolution

Level 4: Council Judgment

- Anchor Council final say
- Sets precedent for future
- Reputation consequences

Common Conflicts

Conflict Type	Typical Cause	Resolution Approach
Milestone Disputes	Unclear success criteria	Better documentation
Communication Breakdown	Unmet expectations	Regular check-ins
Resource Conflicts	Budget overruns	Transparent accounting
Timeline Issues	Unrealistic deadlines	Collaborative replanning
Quality Disagreements	Subjective standards	Clear metrics upfront

Network Effects

How Interactions Scale

Network Value Calculation:

- **Each role creates value:** $\text{Senders}^2 + \text{Echoes}^2 + \text{Anchors}^2$
- **Cross-role interactions multiply:** $\text{Senders} \times \text{Echoes} + \text{Senders} \times \text{Anchors} + \text{Echoes} \times \text{Anchors}$
- **Total network value:** $\text{Role value} \times \text{Interaction multiplier}$
- **Result:** Exponential growth as ecosystem expands

Example: 100 Senders + 1000 Echoes + 50 Anchors = 150,000 base value × 155,000 interactions = 23.25M network value units

Emergent Behaviors

Positive Emergent Patterns

- **Reputation Networks:** Trust builds exponentially
- **Knowledge Sharing:** Collective intelligence emerges
- **Innovation Clusters:** Similar ventures collaborate
- **Mentorship Chains:** Successful founders become Anchors
- **Investment Syndicates:** Echoes coordinate strategies

Interaction Metrics

Measuring Interaction Health

Metric	Healthy Range	Warning Signs
Response Time	<24 hours	>72 hours
Engagement Rate	>60% active	<30% active
Conflict Rate	<5% interactions	>15% interactions
Resolution Time	<7 days	>30 days
Satisfaction Score	>4.2/5	<3.5/5

Interaction Quality Indicators

High Quality

- Clear communication
- Mutual respect
- Timely responses
- Constructive feedback
- Win-win outcomes

Low Quality

- Poor communication
- Adversarial tone
- Delayed responses
- Destructive criticism
- Zero-sum thinking

Cultural Norms

The Studio3 Way

Interaction Principles

Core Values:

Transparency Above All

- Share information openly
- Admit mistakes quickly
- Celebrate successes together

Constructive Engagement

- Criticism with solutions
- Support through challenges
- Learn from failures

Long-term Thinking

- Build lasting relationships
- Reputation over quick gains
- Ecosystem health priority

Meritocratic Respect

- Ideas over identities
- Performance over politics

- Results over rhetoric

Success Stories

Interaction Excellence

🌟 Case: The Pivot Partnership

Participants:

TechVenture (Sender), 200+ Echoes, 3 Anchors

- **Situation:** Major pivot needed after market shift
- **Interaction:** Transparent communication, collaborative replanning
- **Outcome:** 85% Echo retention, successful pivot, 3x returns

"The open dialogue during our pivot saved the venture. Our Echoes became true partners, not just investors."

— TechVenture Founder

Interaction Evolution

Future Enhancements

Coming Interaction Features

- **AI-Mediated Discussions:** Better conversation facilitation
- **Reputation Weighted Voting:** Influence based on track record
- **Cross-Venture Collaboration:** Formal partnership tools
- **Automated Conflict Detection:** Early warning systems
- **Interaction Rewards:** Incentivize quality engagement

Your Interaction Strategy

Building Strong Relationships

Start with Empathy

- Understand other perspectives

Communicate Clearly

- Avoid ambiguity

Follow Through

- Do what you say

Add Value

- Give before you receive

Think Long-term

- Reputation compounds

Next Steps

- Understand **Aligned Incentives** driving interactions
- Learn role-specific communication in respective guides
- Study **Arena System** for interaction context
- Review **Progression Rules** for phase interactions

Aligned Incentives

Where Everyone Wins Together

Studio3's revolutionary design aligns the interests of all participants, creating a positive-sum ecosystem where individual success drives collective prosperity. This alignment is the secret sauce that makes the platform work.

The Alignment Philosophy

Breaking Traditional Misalignment

Traditional vs Studio3 Model

Traditional Venture Ecosystem:

- **VCs want huge returns, founders want control**
- Investors seek quick exits, builders need time
- Advisors give minimal time for maximum equity
- Community gets nothing despite creating value

** Studio3 Alignment:**

- **Everyone profits from venture success**
- Transparent milestones align timelines
- Active participation rewarded fairly
- Community captures value they create

The Positive-Sum Game

```
graph TD
    VS[Venture Success] --> FR[Founder Rewards]
    VS --> ER[Echo Returns]
    VS --> AF[Anchor Fees]
    VS --> EG[Ecosystem Growth]

    EG --> MV[More Ventures]
    MV --> MO[More Opportunities]
    MO --> VS

    style VS fill: #90EE90
    style EG fill: #87CEEB
```

Incentive Structures

For Senders (Founders)

Founder Incentive Stack

** Short-term Incentives:**

- 💰 Milestone Funding: Immediate resources for execution
- 📡 Community Support: Belief signals provide validation
- 🎓 Expert Guidance: Anchor mentorship accelerates growth
- 🏆 Public Recognition: Arena success builds reputation

** Long-term Incentives:**

- 👑 Full Ownership: Sovereignty through Ascension
- 🚀 Unlimited Upside: No cap on venture value
- 🌐 Network Effects: Alumni status opens doors
- 🏠 Sub-Studio Rights: Launch your own ecosystem

** Behavioral Alignment:**

- **Transparency rewarded with more support**
- Consistent delivery builds belief momentum
- Community engagement multiplies resources
- Long-term thinking enables graduation

For Echoes (Supporters)

Echo Incentive Matrix

Direct Returns:

Signal Type	Accuracy	Return Multiple	Risk
Early Belief	Correct	2.5-3x	High
Late Belief	Correct	1.5-2x	Medium
Early Doubt	Correct	1.8-2x	Medium
Contrarian	Correct	+0.3x bonus	Varies

** Indirect Benefits:**

- 🌟 Reputation Growth: XP from accurate predictions
- 🤝 Network Access: Connect with winners early
- 🎓 Learning Opportunity: Understand venture building
- 🎯 Influence Power: Shape venture direction

** Behavioral Incentives:**

- **Research rewarded over speculation**
- Diversification encouraged through portfolio approach
- Active engagement improves outcomes
- Long-term holders gain reputation compound

For Anchors (Validators)



Anchor Reward System

** Fee Structure:**

- **Base fee:** 3% of milestone value
- **Quality multiplier:** 1x to 3x based on validation score
- **Speed bonus:** Up to 20% for 24-hour completion
- **Reputation multiplier:** +10% per 10,000 XP
- **Maximum fee:** Capped at 10% of milestone value

** Additional Incentives:**

- 🎆 Success Participation: Tokens in validated ventures
- 👥 Network Premium: Access to top founders

- 🏆 Status Recognition: Elite validator standing
- 🌱 Ecosystem Impact: Shape quality standards

**** Behavioral Alignment:****

- **Thorough validation rewarded over rushed**
- Mentorship improves venture success rates
- Fair judgments build long-term reputation
- Ecosystem health creates more opportunities

Systemic Alignments

The Virtuous Cycle

```
graph LR
  A[Quality Ventures] --> B[Successful Outcomes]
  B --> C[Happy Echoes]
  C --> D[More Capital]
  D --> E[Better Ventures]
  E --> A

  B --> F[Anchor Rewards]
  F --> G[Better Validation]
  G --> A

  B --> H[Founder Success]
  H --> I[More Builders]
  I --> A
```

Punishment Alignment

Negative Incentives Also Align

For Senders:

- **Failed milestones damage reputation permanently**
- Poor communication reduces future support

- Abandoned ventures blacklist founders

For Echoes: - ****Wrong signals burn tokens irrecoverably **** - Herd following punished through contrarian bonuses

- Inactive accounts lose reputation over time

For Anchors: - **Poor validations reduce future assignments** - Biased judgments trigger Council review

- Inactive Anchors lose status quickly

Economic Alignments

Token Economics

Value Accrual

Success increases token demand

- More ventures need signals
- Burned tokens reduce supply
- Reputation requires holding

Burn Mechanics

Failure removes tokens permanently

- No redistribution to winners
- Deflationary pressure
- Quality maintenance

Velocity Control

Incentives for optimal flow

- Staking for signals
- Reputation time-locks
- Graduation requirements

Revenue Flows

```

flowchart TD
    V[Ventures] -->|Milestone Fees| P[Platform]
    P -->|Validation Fees| A[Anchors]
    P -->|Development| I[Infrastructure]
    P -->|Rewards Pool| E[Echoes]

    E -->|Signals| V
    V -->|Success| R[Revenue]
    R -->|Buyback| G[Graduation]
    G -->|Alumni Fees| P
  
```

Social Alignments

Reputation as Currency

☀️ The XP Economy

How Reputation Aligns Behavior:

1.

Cannot Be Bought

- **Only earned through performance**
- **Cannot Be Transferred**
- Prevents gaming
- **Decays Without Activity**
- Encourages participation
- **Multiplies Opportunities**
- Success breeds success
- ****Reputation Benefits: ****
- 🎯 **Higher signal multipliers**
- 🗿 Governance voting weight
- 🎆 Priority access to opportunities
- 🤝 Trust in interactions

Network Effect Alignment

Everyone Benefits from Growth

- **More Senders** = More opportunities for Echoes More Echoes
- = Better funding for Senders **More Anchors** - = Higher quality standards
Higher Quality

- - = **Attracts more participants** Larger Network
- = Greater value for all

Short vs Long Term



Short-term Alignment

Immediate Rewards for Good Behavior

- Quick signal returns
- Milestone funding
- Validation fees
- Daily XP gains



Long-term Alignment

Compound Benefits for Patience

- Reputation accumulation
- Network building
- Venture graduation
- Ecosystem ownership

Phase-Based Incentives

Phase	Sender Focus	Echo Focus	Anchor Focus
Spark	Gather support	Find opportunities	Scout talent
Forge	Win leadership	Pick winners	Judge fairly
Ignition	Build fast	Support early	Guide setup
Drift	Find PMF	Patient capital	Navigate pivots
Orbit	Stable growth	Compound returns	Ensure quality
Flare	Scale rapidly	Maximize upside	Maintain standards
Ascension	Achieve sovereignty	Exit profits	Celebrate success

Misalignment Safeguards

Preventing Gaming

Anti-Gaming Mechanisms

Prevented Behaviors:

1. **Sybil Attacks** Reputation tied to single identity
2. Minimum stakes prevent spam
3. Network analysis detects clusters
4. **Collusion**
5. **Public transparency**
6. Random Anchor assignment
7. Community oversight
8. **Pump & Dump**
9. **Long-term reputation effects**

10. Burn mechanics punish failure
11. Vesting requirements
12. **Information Asymmetry**
13. **All updates public**
14. Insider trading impossible
15. Equal access to data

Conflict Resolution

When incentives seem misaligned:

1. **Transparency First**
2. Make all positions clear
3. **Find Common Ground**
4. Shared success metrics
5. **Long-term View**
6. Reputation matters more
7. **Community Decision**
8. Let ecosystem decide
9. **Learn & Adjust**
10. Evolve the system

Continuous Improvement

Continuous Improvement

**** Behavior Monitoring:****

- **Track venture success rates**
- Measure Echo participation volume
- Assess Anchor validation quality
- Monitor ecosystem growth

**** Parameter Adjustment:****

- **If venture quality drops:** Increase failure penalties

- If Echo participation lags: Boost return multipliers
- If Anchor performance suffers: Enhance quality bonuses
- If growth slows: Introduce new incentives

**** Feedback Loop:****

- **Analyze behavior patterns**
- Identify misalignments
- Propose adjustments
- Test and iterate

Future Incentive Features

Planned Enhancements

- **Dynamic Multipliers:** Adjust based on market conditions
- **Skill-Based Matching:** Connect compatible participants
- **Achievement Unlocks:** Gamified progression rewards
- **Cross-Venture Synergies:** Incentivize collaboration
- **Retroactive Rewards:** Surprise bonuses for excellence

Success Metrics

Measuring Alignment

Metric	Target	Current	Health
Venture Success Rate	>40%	38%	● Good
Echo Profit Rate	>65%	71%	● Excellent
Anchor Accuracy	>85%	89%	● Excellent
Retention (1 year)	>70%	68%	● Good
NPS Score	>50	62	● Excellent

Behavioral Indicators

✅ Aligned Behaviors

- Transparent communication
- Long-term thinking
- Collaborative problem solving
- Quality over quantity
- Ecosystem advocacy

❌ Misaligned Behaviors

- Information hoarding
- Short-term extraction
- Zero-sum competition
- Gaming metrics
- Ecosystem exploitation

Case Studies

Alignment in Action

🌟 The DataMesh Success

Situation: Complex technical venture needing patient capital- Alignment: Long-term Echoes matched with technical AnchorsResult:

18-month journey to profitability, 5x returns> "The aligned incentives meant our Echoes supported us through the hard times, knowing the long-term payoff. Traditional VCs would have pushed for premature scaling." - DataMesh CTO

💪 The QuickPivot Comeback

Situation: Failed first product, needed major pivot- Alignment: Burn mechanics motivated honest assessmentResult:

Fast pivot, community retained, eventual success> "Losing tokens hurt, but it forced us to be honest about our failure. The quick pivot saved the venture and our supporters appreciated the transparency." - QuickPivot Founder

Your Incentive Strategy

Maximizing Your Alignment

- 1. Understand the System
- Know what behaviors are rewarded
- **Play Long Games**
- Reputation compounds over time
- **Create Value**
- Focus on positive-sum outcomes
- **Build Relationships**
- Network effects multiply returns
- **Stay Engaged**
- Active participation captures more value
- Review role-specific incentives in detailed guides
- Study [Token Economics](#) for deeper understanding
- Learn [Rewards & Penalties](#) specifics
- Explore [Value Flow](#) through ecosystem



Economics

Section 3 pages

In this section:

- ▶ \$SIGNAL Token
- ▶ Rewards & Penalties
- ▶ Value Flow

\$SIGNAL Token

The Currency of Conviction

The \$SIGNAL token is the lifeblood of Studio3's ecosystem, transforming belief into tangible support and creating a unique economy where conviction has real value. Understanding \$SIGNAL is essential for all participants.

Token Overview

What is \$SIGNAL?



\$SIGNAL Essentials

Utility Token Properties:

- **Purpose:** Express belief or doubt in venture milestones
- **Type:** Utility token for platform participation
- **Supply:** Fixed maximum with deflationary mechanics
- **Distribution:** Fair launch with no pre-mine
- **Governance:** Future DAO voting rights

What \$SIGNAL is NOT:

- **✗ Not a security or investment contract**
- **✗** Not a gambling or betting token
- **✗** Not a speculative trading asset
- **✗** Not a share in any company
- **✗** Not a stablecoin or currency

Token Utility

```
graph TD
    T[$SIGNAL Token] --> S[Signal Belief/Doubt]
    T --> G[Governance Voting]
    T --> R[Reputation Staking]
    T --> A[Access Premium Features]
    T --> F[Fund Milestones]

    S --> RE[Earn Rewards]
    S --> BU[Risk of Burn]

    style T fill: #FFD700
    style RE fill: #90EE90
    style BU fill: #FFB6C1
```

Token Economics

Supply Dynamics



Initial Supply

100,000,000 \$SIGNAL

- No pre-mine
- No team allocation
- Fair distribution



Burn Mechanics

Deflationary by design

- Failed signals burn
- No redistribution
- Permanent removal



Emission Schedule

Controlled release

- 5-year distribution
- Decreasing rate

- Activity-based

Distribution Model

Allocation	Percentage	Purpose	Vesting
Echo Rewards	40%	Signal accuracy rewards	Continuous
Milestone Funding	30%	Venture development	Per milestone
Anchor Compensation	15%	Validation services	Per validation
Ecosystem Development	10%	Platform improvements	4-year linear
Emergency Reserve	5%	Crisis management	DAO controlled

Token Mechanics

Earning \$SIGNAL



Ways to Earn

1. Signal Accuracy (Echoes)

2. Earn rewards based on: stake × multiplier × accuracy bonus
3. Belief multiplier: 1.5x - 3x
4. Doubt multiplier: 1.2x - 2x
5. Accuracy bonus based on prediction success rate

6. Validation Services (Anchors)

7. Base fee: 3% of milestone value
8. Quality multiplier: 1x - 3x based on thoroughness
9. Additional bonuses for mentorship and speed

10. Participation Rewards

11. Daily active user bonuses
12. Referral rewards

- 13. Governance participation
- 14. Bug bounties
- 15. **Liquidity Provision**
- 16. DEX liquidity mining
- 17. Lending protocol yields
- 18. Staking rewards

Using \$SIGNAL

Primary Use Cases

1. **Signaling on Milestones**

- 2. Minimum: 10 \$SIGNAL
- 3. Maximum: No limit (but diversify!)
- 4. Locked until validation

5. **Reputation Staking**

- 6. Lock tokens to boost XP multiplier
- 7. Longer locks = higher boost
- 8. Unlocks governance rights

9. **Premium Access**

- 10. Advanced analytics: 100 \$SIGNAL/month
- 11. Priority support: 50 \$SIGNAL/month
- 12. Early access: 200 \$SIGNAL/feature

13. **Founder Services**

- 14. Milestone declaration: 100 \$SIGNAL
- 15. Forge entry: 1,000 \$SIGNAL
- 16. Emergency extensions: 500 \$SIGNAL

Burn Scenarios

When Tokens Burn

Permanent Burns Occur When:

1. **Wrong Signals**
2. 100% of stake burned
3. **Failed Milestones**
4. All belief signals burned
5. **Abandoned Ventures**
6. Founder stakes burned
7. **Penalty Violations**
8. Bad behavior fines
9. **Expired Options**
10. Unused allocations

Burn Impact:

- **Supply Reduction:** Permanently removes tokens from circulation
- **Scarcity Increase:** Remaining tokens become more valuable
- **Holder Benefit:** All token holders benefit from reduced supply
- **Deflationary Pressure:** Creates natural price support

Example: If 1% of supply burns, remaining tokens gain ~1% in scarcity value

Circulation Dynamics

```
graph LR
    E[Echoes] -->|Signal Stakes| M[Milestones]
    M -->|Success| R[Rewards]
    M -->|Failure| B[Burns]
    R --> E

    F[Founders] -->|Fees| P[Platform]
    P -->|Payments| A[Anchors]
    A -->|Spending| E

    style B fill: #FF6B6B
    style R fill: #4DABF7
```

Velocity Controls

Lock Mechanisms

- Signal commitment periods
- Reputation staking terms
- Vesting schedules
- Governance time-locks

Flow Incentives

- Activity rewards
- Holding bonuses
- Liquidity incentives
- Burn pressure

Governance Rights

Token-Weighted Voting

Governance Powers

Voting Weight Calculation:

- **Held tokens:** 1.0x weight
- **Staked tokens:** 1.5x weight
- **Reputation bonus:** +0.1x per 1000 XP

Governance Decisions Include:

- **Platform parameter adjustments**
- Fee structure modifications
- New feature proposals
- Emergency response measures
- Treasury allocations
- Anchor Council elections

Proposal Requirements:

- **Minimum 10,000 \$SIGNAL to propose**
- 48-hour discussion period
- 7-day voting window
- 10% quorum requirement
- 66% approval threshold

Market Dynamics

Price Discovery

Not Investment Advice

\$SIGNAL price fluctuates based on utility demand, not speculation. The token's value derives from platform usage, not investment returns.

Demand Drivers

Driver	Impact	Mechanism
More Ventures	▲ Increases demand	More milestones to signal
Higher Stakes	▲ Increases demand	Larger positions needed
Burn Rate	▲ Increases scarcity	Supply reduction
Platform Growth	▲ Increases utility	More use cases
Reputation Value	▲ Increases holding	Staking benefits

Supply Pressures

Pressure	Impact	Mechanism
Reward Emissions	▼ Increases supply	New tokens minted
Unlock Schedules	▼ Increases circulation	Vested tokens release
Profit Taking	▼ Increases selling	Successful signals cash out
Failed Ventures	▲ Decreases supply	Mass burns
Long-term Staking	▲ Decreases circulation	Tokens locked

Security Features

Token Safety



Smart Contract Security

- Multi-audit verified
- Time-locked upgrades
- Emergency pause
- No admin minting



Holder Protections

- No rug pull possible
- Transparent burns
- On-chain governance
- Insurance fund

Integration Ecosystem

Where to Use \$SIGNAL

Ecosystem Integration

Native Platform:

- **Studio3 Arena signaling**
- Reputation staking
- Governance voting
- Premium features

Partner Integrations:

- **DEX trading pairs**
- Lending collateral
- Yield farming
- Cross-chain bridges

Future Integrations:

- **Sub-studio currencies**
- Partner platform utility
- NFT marketplace currency
- Service payments

Token Metrics

Key Performance Indicators

Current Token Metrics (Example):

- **Circulating Supply:** 45,000,000 \$SIGNAL
- **Total Burned:** 5,000,000 \$SIGNAL
- **Average Daily Volume:** 2,500,000 \$SIGNAL
- **Unique Holders:** 15,000 addresses
- **Staking Percentage:** 35%

- **Velocity Ratio:** 0.12
- **Monthly Burn Rate:** 2%

Health Score: 8.5/10 - Healthy ecosystem

Roadmap Items

Upcoming Token Features

Q1 2025: - Cross-chain bridges - Enhanced staking options - Governance V2 launch

Q2 2025: - Conditional signal tokens - Reputation NFT integration - Yield optimization

Q3 2025: - Sub-studio token framework - Advanced DeFi integrations - Mobile wallet support

Q4 2025: - Full DAO transition - Treasury diversification - Global exchange listings

Common Questions

Token FAQ

Q: How do I acquire \$SIGNAL tokens? **A:** Through DEX swaps, earning via participation, or purchasing from holders.

Q: Can I mine \$SIGNAL tokens? **A:** No traditional mining, but you can "mine" through accurate signals.

Q: What happens to burned tokens? **A:** They're permanently removed from circulation, increasing scarcity.

Q: Is there a token migration planned? **A:** No, the current contract is final with upgrade mechanisms.

Q: Can I stake \$SIGNAL for passive income? **A:** Yes, through reputation staking and liquidity provision.

Your Token Strategy

Getting Started with \$SIGNAL

1. **Acquire Initial Tokens**
2. Start small to learn
3. **Practice Signaling**
4. Low stakes initially
5. **Build Reputation**
6. Stake for XP boost
7. **Diversify Usage**
8. Try different features
9. **Participate in Governance**
10. Shape the future

Important Risks

- **Total Loss Possible:** Wrong signals burn 100%
- **No Guarantees:** Utility token, not investment
- **Volatility:** Price can fluctuate significantly
- **Smart Contract Risk:** Despite audits, bugs possible
- **Regulatory Risk:** Token laws evolving globally

Next Steps

- Learn [Belief & Doubt Signals](#) mechanics
- Understand [Rewards & Penalties](#) in detail
- Study [Value Flow](#) through ecosystem
- Practice with [First Steps](#) guide

Rewards & Penalties

The Economics of Execution





Studio3's rewards and penalties system creates powerful incentives for quality execution while fairly distributing value among all participants. This balanced approach ensures sustainable ecosystem growth.

System Overview

The Balance of Consequences

Rewards vs Penalties

Core Philosophy:

-  **Rewards** incentivize positive behavior
-  **Penalties** discourage negative behavior
-  **Balance** creates sustainable ecosystem
-  **Fairness** ensures long-term participation

Key Principles:

1. Rewards proportional to risk taken
2. Penalties severe enough to deter gaming
3. Transparent calculation methods
4. Immediate settlement when possible
5. No retroactive changes

System Components

```
graph TD
    A[Actions] --> R{Outcome}
    R -->|Success| RE[Rewards]
    R -->|Failure| PE[Penalties]

    RE --> D[Distribution]
    PE --> B[Burns]

    D --> S[Senders]
    D --> E[Echoes]
    D --> AN[Anchors]

    style RE fill: #90EE90
    style PE fill: #FFB6C1
    style B fill: #FF6347
```

Rewards Structure

For Echoes (Supporters)



Echo Reward Matrix

**** Base Reward Calculation:****

- **Base multiplier for correct belief signals: 1.5x**
- Base multiplier for correct doubt signals: 1.2x
- Wrong predictions result in 100% loss

**** Bonus Multipliers:****

- **Timing Bonus:** Up to 0.5x for early signals (decreases linearly over time)
- **Contrarian Bonus:** 0.3x for going against the majority and being right
- **Reputation Bonus:** Up to 0.3x based on your XP level
- **Phase Bonus:** Higher multipliers for later-stage ventures
- **Maximum Total Multiplier:** 3x (capped to prevent extreme returns) **Reward Examples:**

Scenario	Stake	Multiplier	Reward	Profit
Early belief, success	1,000	2.1x	2,100	1,100
Late belief, success	1,000	1.6x	1,600	600
Contrarian doubt, correct	1,000	1.8x	1,800	800
Reputation bonus max	1,000	2.5x	2,500	1,500

For Senders (Founders)



Sender Reward System

Milestone Completion Rewards:

1. **Unlock Milestone Funds** Pre-declared budget released
2. Can exceed if over-deliver
3. Immediate availability
4. **Reputation Boost**
5. **XP based on difficulty**
6. Compounds future opportunities
7. Permanent record
8. **Community Trust**
9. **Increased future support**
10. Higher belief ratios
11. Network effects
12. **Phase Progression**
13. **Unlock next stage**
14. Access new resources
15. Greater autonomy

**** Success Multipliers:****

- **Funding Unlock:** 100% of milestone budget released
- **XP Gain:** Base XP multiplied by milestone difficulty
- **Trust Score:** 10% increase on successful delivery
- **Next Milestone:** 5% boost to belief ratio per success

For Anchors (Validators)

Anchor Compensation Structure

Base Validation Fees:

Milestone Value	Base Fee	Range with Bonuses
< 10K \$SIGNAL	3%	3-9%
10K-100K	2.5%	2.5-7.5%
100K-1M	2%	2-6%
> 1M	1.5%	1.5-4.5%

**** Performance Multipliers:****

- **Quality Multiplier:** 1x to 3x based on validation thoroughness
- **Speed Bonus:** +20% for completion within 24 hours
- **Accuracy History:** Up to +30% based on past performance
- **Mentorship Bonus:** +50% if venture succeeds after your guidance
- **Maximum Total Fee:** Capped at 10% of milestone value

Penalties Structure

For Echoes

Echo Penalty System

** Wrong Signal Penalties:**

- **Total Loss:** 100% of staked tokens burned
- **No Partial Refunds:** Binary outcome
- **Reputation Impact:** XP reduction
- **Permanent Record:** Affects future multipliers
- **Penalty Scenarios:**

Signal Type	Outcome	Penalty
Belief	Milestone Failed	100% burn
Doubt	Milestone Succeeded	100% burn
Any	Venture Abandoned	100% burn
Any	Invalid Evidence	100% burn

Additional Penalties:

- **Market manipulation:** Account suspension
- **Collusion detected:** Permanent ban
- **Spam signaling:** Escalating fees
- **Inactive account:** XP decay

For Senders

Sender Penalty Framework

Failure Consequences:

1. Immediate Penalties Milestone funds locked/returned

- Belief signals burned
- Reputation damage (
- XP)
- Public failure record

2. Ongoing Impact

- **Reduced future support**
- Higher evidence requirements
- Limited phase progression
- Anchor scrutiny increase

3. Severe Violations

- **Venture dissolution**
- Founder blacklisting
- NFT lockdown
- Legal action possible

Penalty Calculation:

- **Tokens Burned:** All belief signals on failed milestone
- **XP Loss:** -100 points multiplied by milestone difficulty
- **Trust Reduction:** 30% decrease in trust score
- **Future Penalty:** Next milestones 10% harder to fund

For Anchors

Anchor Accountability

Quality Failures:

- **Poor validation:** Reduced future assignments
- **Biased judgments:** Council review
- **Negligent approval:** Fee clawback
- **Repeated issues:** Anchor status loss

Penalty Progression:

1. Warning

- First minor issue

2. Probation

- Reduced fee rate

3. Suspension

- No new validations

4. Removal

- Permanent status loss

Financial Penalties:

- **If validation is overturned:** Fee Clawback: Must return 2x the original fee
- **Reputation Loss:** -500 XP penalty
- **Future Rate Cut:** 20% reduction in fee rates

Distribution Mechanics

Reward Distribution Flow

```
sequenceDiagram
    participant M as Milestone
    participant S as Smart Contract
    participant E as Echoes
    participant A as Anchor
    participant F as Founder

    M->>S: Validation Complete
    S->>S: Calculate Outcomes
    S->>E: Distribute Rewards
    S->>A: Pay Validation Fee
    S->>F: Release Milestone Funds
    S->>S: Burn Failed Stakes
    S->>All: Update Reputation
```

Settlement Timing

Immediate Settlement

- Echo rewards/burns
- Anchor base fees
- Reputation updates
- Token transfers

Delayed Settlement

- Performance bonuses
- Mentorship rewards
- Long-term incentives
- Governance tokens

Special Reward Programs

Ecosystem Incentives



Bonus Reward Programs

Active Programs:

1. Early Adopter Rewards

- 2x XP for first 1000 users
- Bonus multipliers for early ventures
- Exclusive NFT badges

2. Referral Program

- **5% of referred user's earnings**
- Bonus for successful ventures
- Network growth rewards

3. Bug Bounties

- **Critical:** 10,000 \$SIGNAL
- **High:** 5,000 \$SIGNAL
- **Medium:** 1,000 \$SIGNAL
- **Low:** 100 \$SIGNAL

4. Governance Participation

- **Voting rewards:** 10 \$SIGNAL/vote
- **Proposal rewards:** 1,000 \$SIGNAL
- **Implementation:** Revenue share

Seasonal Campaigns

Limited Time Bonuses

- **Summer Sprint:** 1.5x all rewards
- **New Year Launch:** Double XP month
- **Anniversary Celebration:** Retroactive bonuses
- **Milestone Mania:** Bonus for completions

Penalty Mitigation

Insurance Mechanisms

Protection Options

Signal Insurance (Coming Soon)

- **Pay 10% premium**
- Get 50% refund on wrong signals
- Limited to 3 uses per month
- Not available for contrarian positions

Founder Protection

- **Force majeure provisions**
- Medical emergency extensions
- Natural disaster considerations
- Regulatory change adaptations

Anchor Indemnity

- **Good faith protection**
- Dispute resolution support
- Legal defense fund
- Professional insurance

Tax Considerations

Reward Taxation

Tax Disclaimer

Consult professional tax advisors. Rules vary by jurisdiction.

**** Potential Tax Events:****

- **Receiving reward tokens**
- Converting to fiat
- Staking rewards
- Governance distributions

Record Keeping:

For tax purposes, maintain records of:

- **Date and time of transaction**
- Type of reward received
- Amount of tokens
- USD value at time of receipt
- Transaction ID for verification

Performance Analytics

System Metrics



Reward Metrics

- Total distributed: 25M \$SIGNAL
- Average multiplier: 1.8x
- Highest reward: 50K \$SIGNAL
- Distribution rate: 98.5%

Penalty Metrics

- Total burned: 5M \$SIGNAL
- Failure rate: 28%
- Largest burn: 100K \$SIGNAL
- Recovery rate: 45%

Optimization Opportunities

Reward Optimization Strategy

** For Echoes:**

- **Strategy:** Focus on early contrarian signals
- **Expected Return:** 2.3x average multiplier
- **Risk Level:** High

** For Senders:**

- **Strategy:** Under-promise and over-deliver
- **Expected Bonus:** 15% above baseline
- **Risk Level:** Medium

** For Anchors:**

- **Strategy:** Thorough validation plus active mentorship
- **Expected Return:** 5.5% average fee rate
- **Risk Level:** Low

Case Studies

Reward Success Stories

🌟 The Perfect Signal

Echo:

CryptoSage

Signal: 10,000 \$SIGNAL belief on DeFiVault Phase 4

Timing: 14 days early

Result: 2.8x return (28,000 \$SIGNAL)

"I spent days analyzing their code and team. The early signal risk paid off beautifully." - CryptoSage

Penalty Lessons

🌟 The Costly Mistake

Sender:

RushProtocol

Failure:

Overpromised on scaling milestone

Penalty: 250,000 \$SIGNAL burned, -2000 XP

"We learned to be realistic with timelines. The penalty hurt but taught us valuable lessons." - RushProtocol CEO

Future Enhancements

Planned Improvements

Roadmap Items

- **Dynamic Multipliers:** AI-adjusted based on difficulty
- **Partial Rewards:** Graduated success levels
- **Team Bonuses:** Collaborative achievement rewards
- **Streak Rewards:** Consecutive success bonuses
- **Social Rewards:** Community contribution points

Your Strategy

Maximizing Rewards

1. **Research Thoroughly**
2. Knowledge reduces risk
3. **Time Entry Well**
4. Early birds get bonuses
5. **Build Reputation**
6. Compounds all rewards
7. **Stay Active**
8. Avoid decay penalties
9. **Learn Continuously**
10. Adapt strategies

Minimizing Penalties

1. **Start Small**
2. Learn with low stakes
3. **Diversify Risk**
4. Don't all-in

5. Read Fine Print

6. Understand requirements

7. Communicate Issues

8. Early disclosure helps

9. Accept Losses

10. Part of the game

11. Study **Value Flow** to understand system economics

12. Review role-specific guides for detailed strategies

13. Practice with **First Steps** tutorial

14. Join community discussions on optimization

Value Flow

How Value Moves Through Studio3

Understanding how value flows through the Studio3 ecosystem reveals the elegant economic design that aligns all participants toward collective success. Every transaction strengthens the network.

Value Flow Overview

The Economic Circulation

```
graph TB
    subgraph "Value Sources"
        EC[Echo Capital]
        MS[Milestone Success]
        EF[External Funding]
        GR[Governance Rights]
    end

    subgraph "Value Pools"
        VP[Venture Pool]
        RP[Reward Pool]
        BP[Burn Pool]
        TP[Treasury Pool]
    end

    subgraph "Value Recipients"
        SE[Senders]
        ES[Echoes]
        AN[Anchors]
        SY[System]
    end

    EC --> VP
    MS --> RP
    EF --> VP
    GR --> TP

    VP --> SE
    RP --> ES
    RP --> AN
    BP --> SY
    TP --> SY

    style EC fill: #90EE90
    style BP fill: #FFB6C1
    style MS fill: #87CEEB
```

Primary Value Streams

1. Signal Value Flow



Echo → Venture → Echo Flow

The Signal Cycle:

1. **Echoes stake \$SIGNAL** on milestone outcomes
2. **Stakes pool** in milestone smart contract
3. **Ventures execute** using pooled confidence
4. **Validation determines** success or failure
5. **Rewards distribute** to correct predictors
6. **Burns remove** tokens from failed predictions

Value Multiplication:

- **If milestone succeeds:**
 - Belief signals multiply by average 1.5x - 3x
 - Doubt signals are burned (100% loss)
 - Net value created equals rewards minus original stakes
- **If milestone fails:**
 - Doubt signals multiply by average 1.2x - 2x
 - Belief signals are burned (100% loss)
 - Net value destroyed equals burned tokens
- **Overall impact:**
 - Success creates value through multipliers
 - Failure destroys value through burns
 - System naturally rewards accuracy

2. Milestone Funding Flow



Platform → Venture → Execution Flow

Funding Progression:

Phase	Funding Source	Typical Amount	Use Case
Spark	Platform grants	1-5K \$SIGNAL	Idea validation
Ignition	Echo signals	10-50K	MVP development
Drift	Mixed sources	50-200K	Product iteration
Orbit	Revenue + signals	200K-1M	Growth operations
Flare	External capital	1M-10M	Scale expansion
Ascension	Buyback funds	Variable	Sovereignty

Capital Efficiency:

```

flowchart LR
    A[Capital In] --> B[Milestone Budget]
    B --> C{Execution}
    C -->|Success| D[Value Created]
    C -->|Failure| E[Learning Value]
    D --> F[3-10x Return]
    E --> G[Ecosystem Knowledge]
  
```

3. Validation Fee Flow



Venture → Anchor → Ecosystem Flow

Fee Distribution:

- **Base fee:** 3% of milestone value
- **Distribution breakdown:**
 - 70% to validating anchor
 - 20% to anchor backup pool
 - 10% to platform operations
- **Performance adjustments:**
 - Quality score > 90%: 1.5x multiplier
 - Many anchors reinvest 30% back into ecosystem

- Creates compound growth effect

Value Multiplication:

- **Quality validation increases venture success**
- Successful ventures create more milestones
- More milestones generate more fees
- Ecosystem growth benefits all

Secondary Value Streams

4. Reputation Value Flow

☀ Performance → XP → Opportunities Flow

Reputation Economics:

```
graph TD
  A[Successful Actions] --> B[+XP Earned]
  B --> C[Higher Multipliers]
  C --> D[Better Returns]
  D --> E[More Capital]
  E --> F[Larger Positions]
  F --> A

  G[Failed Actions] --> H[-XP Lost]
  H --> I[Lower Multipliers]
  I --> J[Reduced Returns]
  J --> K[Less Capital]
  K --> L[Smaller Positions]
  L --> G
```

XP Value Components:

- **Direct monetary value:** 0.01% bonus per 100 XP on signals
- **Access value:** Unlock exclusive high-value opportunities
- **Network value:** Trust score equals XP/100 for connections
- **Governance value:** Voting power uses quadratic formula

Total Value Impact:

- **Higher XP compounds all benefits**

- Creates virtuous cycle of success
- Reputation becomes valuable asset
- Cannot be bought or transferred

5. NFT Value Flow



Creation → Journey → Sovereignty Flow

NFT Value Progression:

NFT Type	Initial Value	Peak Value	Value Drivers
Spark	0.1-1 ETH	5-50 ETH	IP quality, venture success
Signal	1-5 ETH	10-100 ETH	Milestone history, community
Halo	Locked	Priceless	Sovereignty rights

Value Accrual Mechanics:

1. **Spark NFTs** gain value from:
 2. Successful venture launches
 3. IP combination uniqueness
 4. Historical significance
 5. Collector demand
6. **Signal NFTs** appreciate through:
 7. Milestone achievements
 8. Community growth
 9. Revenue generation
 10. Visual evolution
11. **Halo NFTs** unlock value via:
 12. Governance rights
 13. Alumni network
 14. Sub-studio creation
 15. Legacy status

6. Governance Token Flow



Participation → Tokens → Influence Flow

Governance Distribution:

- **40%** to active Echoes (supporters)
- **30%** to successful Senders (graduated ventures)
- **20%** to Anchor Council (validators)
- **10%** to treasury reserve (future use)

Earning Mechanics:

- **Base rewards** vary by action type
- **Activity multiplier:** Monthly actions / 100
- **Quality multiplier:** Success rate × 2
- **Tenure multiplier:** $1 + (\text{months active} / 12) \times 0.1$
- **Monthly cap** prevents farming

Token Utility:

- **Vote on platform changes**
- Elect Anchor Council
- Allocate treasury funds
- Shape ecosystem future

Value Multiplication Effects

Network Effects



Direct Network Effects

- More ventures → More signals
- More echoes → Better pricing
- More anchors → Higher quality
- Better quality → More ventures

Indirect Network Effects

- Success stories → Media attention
- Media attention → New users
- New users → More innovation
- Innovation → Success stories

Compound Value Creation

```
graph LR
  A[Initial Value] --> B[Execution]
  B --> C[Success]
  C --> D[Reputation]
  D --> E[More Opportunities]
  E --> F[Larger Ventures]
  F --> G[Bigger Success]
  G --> H[Exponential Growth]

  style A fill: #90EE90
  style H fill: #FFD700
```

Value Leakage Prevention

Anti-Extraction Mechanisms

Preventing Value Drain

Protection Systems:

1. **Burn Mechanics**
2. Failed signals don't redistribute
3. Tokens permanently removed
4. Increases scarcity for holders
5. **Reputation Locks**
6. XP can't be transferred
7. Benefits tied to participation
8. No account selling value

9. Vesting Schedules

10. Gradual token release

11. Long-term alignment

12. Reduced dump risk

13. Graduation Requirements

14. Must complete all phases

15. Community approval needed

16. Value creation mandatory

Economic Security

Value Protection Measures

- **Sybil Resistance:** One person, one reputation
- **Wash Trading Prevention:** Signals require real risk
- **Manipulation Detection:** AI monitors patterns
- **Emergency Halts:** Circuit breakers for anomalies

Treasury Management

Platform Value Reserves



Treasury Flow Management

Revenue Sources:

- **Platform fees:** 1% of milestone values
- **Graduation fees:** 0.5% of venture value at exit
- **Premium services:** Subscription revenue from advanced features
- **Partnership deals:** Strategic income from integrations
- **Investment returns:** Yield on treasury holdings

Allocation Strategy:

Use Case	Allocation	Purpose
Development	40%	Platform improvements
Marketing	20%	User acquisition
Emergency Fund	20%	Crisis management
Rewards Pool	15%	Incentive programs
Operations	5%	Daily expenses

Value Recycling:

- **Treasury funds ecosystem growth**
- Growth creates more revenue
- Revenue strengthens treasury
- Sustainable value loop

Measuring Value Flow

Key Metrics



Flow Metrics

- Daily Active Value: \$2.5M
- Value Velocity: 0.15
- Burn Rate: 2% monthly
- Creation Rate: 5% monthly



Health Indicators

- Net Value Positive: Yes
- Sustainable Burn: Yes
- Treasury Growing: Yes
- User Value Up: Yes

Value Analytics

Health Calculation Metrics:

- **Net value creation:** Total inflows minus outflows and burns
- **Value velocity:** Outflows divided by total value locked
- **Sustainability score:** Treasury divided by monthly burn rate
- **Growth rate:** Net value divided by total locked value

Health Indicators:

- **Healthy:** Months of runway > 24
- **Growing:** Positive net value creation
- **Sustainable:** Balanced velocity ratio
- **Thriving:** All metrics in green zone

Value Flow Optimization

For Participants

Maximizing Value Capture

Echo Strategies:

1. **Compound Earnings**
2. Reinvest rewards
3. **Reputation Building**
4. Long-term multipliers
5. **Network Leverage**
6. Collaborative strategies
7. **Timing Optimization**
8. Enter/exit efficiency

Sender Strategies:

1. **Bootstrap Efficiently**
2. Minimize burn rate
3. **Milestone Sizing**

4. Optimal funding amounts
5. **Community Building**
6. Increase believer base
7. **Value Demonstration**
8. Clear success metrics

Anchor Strategies:

1. **Quality Premium**
2. Thorough validation
3. **Mentor Actively**
4. Success bonuses
5. **Reputation Focus**
6. Compound opportunities
7. **Selective Engagement**
8. High-value milestones

Planned Enhancements

Upcoming Value Streams

- **Cross-Chain Bridges:** Multi-network value
- **DeFi Integration:** Yield generation
- **Partner Tokens:** Ecosystem expansion
- **Real-World Assets:** Bridge to traditional
- **Automated Strategies:** AI-optimized flows

Case Studies

Successful Value Creation

☀ The Network Effect Venture

Venture: SocialFi Protocol

- **Value Created:** \$10M → \$250M in 18 months

Flow Optimization:

- **Reinvested 80% of early revenues**
- Created token incentive loops
- Built strong network effects
- Graduated with 25x value multiple

"Understanding value flow let us design sustainable token economics from day one." - SocialFi Founder

Your Value Strategy

Optimizing Your Flow

1. **Map Your Position**
2. Understand your role's flows
3. **Identify Multipliers**
4. Find leverage points
5. **Minimize Leakage**
6. Avoid value traps
7. **Compound Gains**
8. Reinvest wisely
9. **Think Long-term**
10. Sustainable strategies win

Next Steps:

- Choose your role with [Choosing Your Role](#)

- Start participating with **First Steps**
- Deep dive into role-specific value strategies
- Join community discussions on optimization



Getting Started

Section 3 pages

In this section:

- ▶ Choosing Your Role
- ▶ First Steps
- ▶ Resources & Support

Choosing Your Role

Finding Your Place in Studio3

Every participant in Studio3 plays a vital role in the ecosystem's success. Understanding which role aligns with your skills, goals, and resources is the first step to meaningful participation.

The Three Paths



Become a Sender

You should be a Sender if you:

- **Have a venture idea ready to build**
- Enjoy public accountability
- Thrive under pressure
- Want full ownership potential
- Can handle transparent failure

Required:

- **Entrepreneurial drive**
- Execution ability
- Communication skills
- Risk tolerance
- Long-term vision



Become an Echo

You should be an Echo if you:

- **Enjoy evaluating opportunities**
- Have capital to deploy
- Want diversified exposure
- Like community participation
- Seek merit-based returns

Required:

- **\$SIGNAL tokens**
- Analytical mindset
- Risk management
- Active engagement
- Learning appetite



Become an Anchor

You should be an Anchor if you:

- **Have venture experience**
- Enjoy mentoring founders
- Want ecosystem impact
- Value quality standards
- Seek consistent income

Required:

- **Proven track record**
- Validation skills
- Time commitment
- Fair judgment
- Mentor mindset

Role Comparison

Time Commitment

Role	Daily Time	Peak Periods	Flexibility
Sender	8-12 hours	Milestone deadlines	Low - must deliver
Echo	0.5-2 hours	New opportunities	High - choose engagement
Anchor	2-4 hours	Validation windows	Medium - scheduled work

Financial Requirements

Role	Initial Capital	Ongoing Costs	Potential Returns
Sender	1,000+ \$SIGNAL	Operating expenses	Unlimited upside
Echo	100+ \$SIGNAL	Signal stakes	1.2x - 3x per signal
Anchor	Minimal	Time investment	3-10% per validation

Risk Profile



Risk vs Reward Analysis

Highest Risk, Highest Reward: Sender

- **Can lose entire venture**
- Can achieve full sovereignty
- Reputation permanently affected
- Unlimited value creation

Moderate Risk, Moderate Reward: Echo

- **Can lose signal stakes**
- Can earn consistent multipliers
- Diversification possible
- Compound growth potential

Lowest Risk, Steady Reward: Anchor

- **Minimal financial risk**
- Steady fee income
- Reputation-based growth
- Network value accrual

Skills Assessment

For Potential Senders

Rate yourself 1-5 on each:

- **Vision & Strategy**
- Can you see the big picture?
- **Execution Speed**
- Do you ship fast?
- **Public Communication**

- Are you transparent?
- **Stress Management**
- Can you handle pressure?
- **Team Building**
- Can you attract talent?

Score 20+: You're ready to be a Sender

Score 15-19: Build skills first

Score <15: Consider Echo or Anchor role

For Potential Echoes

Rate yourself 1-5 on each:

- **Market Analysis**
- Can you spot opportunities?
- **Risk Assessment**
- Do you manage downside?
- **Pattern Recognition**
- Can you identify trends?
- **Patience**
- Can you hold through volatility?
- **Community Engagement**
- Are you active?

Score 20+: Perfect Echo material

Score 15-19: Start small and learn

Score <15: Study successful Echoes first

For Potential Anchors

Rate yourself 1-5 on each:

- **Industry Expertise**
- Deep knowledge in domains?
- **Mentorship Skills**
- Can you guide others?
- **Objective Judgment**

- Are you impartial?
- **Communication**
- Can you give hard feedback?
- **Time Management**
- Can you meet deadlines?

Score 20+: Apply for Anchor status

Score 15-19: Gain more experience

Score <15: Build expertise as Echo first

Multiple Roles

Can You Play Multiple Roles?

**** Yes, with restrictions:****

- **Echo + Future Sender:** Common progression path
- **Successful Sender → Anchor:** Natural evolution
- **Echo + Anchor:** Allowed with disclosure

**** Conflicts to avoid:****

- **Don't signal on ventures you validate**
- Don't validate ventures you founded
- Always disclose any relationships

Role Progression

Typical Journeys

```
graph LR
  A[New User] --> B[Echo]
  B --> C[Experienced Echo]
  C --> D[Sender]
  D --> E[Successful Founder]
  E --> F[Anchor]

  A --> G[Sender]
  G --> H[Failed Founder]
  H --> B

  C --> I[Anchor]
```

Starting Recommendations

Complete Beginner

Start as an **Echo** with small signals to:

- **Learn the ecosystem**
- Build reputation
- Network with others
- Understand ventures
- Minimize risk



Experienced Entrepreneur

Jump in as a **Sender** if you have:

- **Clear venture idea**
- Execution track record
- Risk tolerance
- Time to commit
- Public comfort



Industry Expert

Consider **Anchor** role if you have:

- **5+ years experience**
- Mentorship history
- Quality standards
- Available time
- Ecosystem vision

Decision Framework

Step 1: Assess Your Resources

- **Time:** How many hours per day?
- **Capital:** How much \$SIGNAL available?
- **Skills:** What's your superpower?
- **Risk:** What can you afford to lose?
- **Goals:** What do you want to achieve?

Step 2: Match to Role

If You Have...	Best Role	Why
Venture idea + time	Sender	Build your vision
Capital + analysis skills	Echo	Earn through signals
Experience + mentorship	Anchor	Guide and validate
Just curiosity	Echo	Lowest barrier entry

Step 3: Start Small

Whatever role you choose:

1. **Observe first**
2. Watch active participants
3. **Start minimal**
4. Small stakes/commitments
5. **Learn actively**
6. Engage with community
7. **Build reputation**
8. Consistency matters
9. **Scale gradually**
10. Grow with experience

Choosing Wrong Role

Avoid These Pitfalls

- **Ego-driven Sender:** Starting a venture for status
- **Speculative Echo:** Treating signals as pure speculation without research - Biased Anchor: Validating based on relationships -Overcommitted: Taking on too much too fast -Undercommitted: **Not giving enough effort**### Role Misalignment Signs

- **Senders:** Constant stress, missing deadlines, poor communication
- **Echoes:** All signals failing, emotional decisions, portfolio concentration
- **Anchors:** Validation disputes, mentor conflicts, time management issues

Making Your Choice

Final Questions

1. **What excites you most about Studio3?**
2. **Building ventures → Sender**
3. Finding opportunities → Echo
4. Guiding others → Anchor
5. **What's your primary constraint?**
6. **Need capital → Sender**
7. Need time → Echo
8. Need purpose → Anchor
9. **How do you handle failure?**
10. **Public learning → Sender**
11. Private analysis → Echo
12. Teaching moment → Anchor

Ready to Commit?

Once you've chosen your role:

- **Read the specific guide** for detailed instructions
- **Join role-specific channels** in the community
- **Find a mentor** who's succeeded in that role
- **Set realistic goals** for your first 30 days
- **Track your progress** and adjust as needed

Role Resources

Sender Resources

- [Senders Guide](#)
- Complete founder handbook
- Founder community channels
- Mentorship matching
- Venture templates

Echo Resources

- [Echoes Guide](#)
- Signal strategy guide
- Analysis tools and dashboards
- Echo strategy groups
- Portfolio trackers

Anchor Resources

- [Anchors Guide](#)
- Validation framework
- Anchor Council access
- Quality guidelines
- Mentor training

Your Next Step

Now that you understand the roles:

1. **Make your choice** based on the assessment
2. **Proceed to [First Steps](#)** for quick start
3. **Dive into your role-specific guide** for mastery
4. **Join the community** and introduce yourself

Remember:

Your role can evolve as you grow within Studio3. Start where you're comfortable and let your journey unfold naturally.

First Steps

Your Studio3 Journey Begins Here

Ready to dive into Studio3? This guide provides a practical roadmap for your first 30 days, regardless of which role you've chosen. Follow these steps to build a strong foundation for success.

Universal First Steps

Day 1: Platform Orientation



Essential Setup

1. Create Your Account

- **Connect wallet with \$SIGNAL tokens**
- Set up profile with real information
- Verify email for notifications
- Enable two-factor authentication

2. Join the Community

- **Discord server** for real-time chat
- Forum for deeper discussions
- Follow official Twitter
- Subscribe to newsletter

3. Explore the Platform

- **Browse active Arenas**
- Read recent milestones
- Check leaderboards
- Review success stories

Day 2-3: Learn the Basics

Essential Reading:

- This Overview Guide (you're here!)
- Platform Terms of Service
- Community Code of Conduct
- Your role-specific guide

Watch and Learn:

- Observe 5 active ventures
- Read 10 milestone declarations
- Study 5 validation reports
- Note patterns of success

Day 4-7: Network Building **Connect with Veterans**

- Introduce yourself properly
- Ask thoughtful questions
- Offer help where possible
- Build genuine relationships

 **Find Your Mentors**

- Identify successful role models
- Study their strategies
- Engage with their content
- Request guidance respectfully

Role-Specific First Steps **First Steps for Senders****Week 1: Foundation**

1. **Refine Your Idea**
2. Write clear problem statement
3. Define target market
4. Research existing solutions

5. Identify unique value

6. Study the Competition

7. Analyze successful ventures

8. Understand failure patterns

9. Note funding levels

10. Learn from pivots

11. Prepare Your Spark

12. Research remixable IPs

13. Plan combinations

14. Draft initial pitch

15. Gather feedback

Week 2: Preparation

1. Build Your Network

2. Connect with potential Echoes

3. Identify helpful Anchors

4. Join founder groups

5. Find collaborators

6. Plan Your Milestones

7. Map 6-month journey

8. Set realistic goals

9. Budget resources

10. Define success metrics

11. Practice Transparency

12. Start build journal

13. Share daily updates

14. Respond to questions

15. Handle criticism well

Week 3-4: Launch Preparation

Pre-Launch Checklist

Technical Ready:

- ☐ Wallet funded with \$SIGNAL
- ☐ Development environment set
- ☐ Version control configured
- ☐ Communication tools ready

Content Ready:

- ☐ Compelling venture story
- ☐ Clear milestone plan
- ☐ Evidence templates
- ☐ FAQ prepared

Mental Ready:

- ☐ Prepared for public scrutiny
- ☐ Stress management plan
- ☐ Support system in place
- ☐ Failure contingencies



First Steps for Echoes

Week 1: Learning

1. **Understand Signaling**
2. Read signal mechanics
3. Study reward calculations
4. Learn burn scenarios
5. Practice with paper trades
6. **Develop Analysis Framework**
7. Create evaluation checklist

8. Define risk parameters
9. Set position sizing rules
10. Plan portfolio balance
11. **Start Small**
12. Make first 10 \$SIGNAL signal
13. Track reasoning publicly
14. Learn from outcome
15. Adjust strategy

Week 2: Building Skills

1. **Venture Analysis**
2. Evaluate 10 ventures daily
3. Write analysis notes
4. Share insights publicly
5. Get community feedback
6. **Risk Management**
7. Set loss limits
8. Diversification rules
9. Time allocation
10. Emotional discipline
11. **Community Engagement**
12. Join Echo groups
13. Share strategies
14. Learn from losses
15. Celebrate wins

Week 3-4: Scaling Up



Progressive Scaling

Signal Sizing:

- Week 1: 10-50 \$SIGNAL per signal
- Week 2: 50-100 \$SIGNAL per signal
- Week 3: 100-500 \$SIGNAL per signal
- Week 4: Your comfort level

Portfolio Rules:

- Maximum 10% in one venture
- Minimum 5 active positions
- Balance belief/doubt signals
- Reserve 30% for opportunities



First Steps for Anchors

Week 1: Qualification

1. Application Process

2. Prepare experience portfolio
3. Document expertise areas
4. Gather references
5. Submit application

6. Study Standards

7. Read all guidelines
8. Review past validations
9. Understand quality metrics
10. Note edge cases

11. Shadow Current Anchors

12. Observe validations

13. Read detailed reports
14. Note decision patterns
15. Ask clarifying questions

Week 2: Preparation

1. Develop Frameworks

2. Create validation checklists
3. Build evidence templates
4. Design feedback formats
5. Plan time management

6. Practice Evaluations

7. Review historical milestones
8. Write practice validations
9. Get feedback from Council
10. Refine approach

11. Build Reputation

12. Contribute insights
13. Help in forums
14. Share expertise
15. Demonstrate fairness

Week 3-4: First Validations



Validation Excellence

Quality Standards:

- Thorough evidence review
- Clear documentation
- Constructive feedback
- Timely completion
- Fair judgment

Time Management:

- 2-4 hours per validation
- 24-48 hour turnaround
- Batch similar reviews
- Avoid rush decisions

Common Early Mistakes

Universal Pitfalls

Avoid These Errors

- **Information Overload:** Trying to learn everything at once
- **Premature Big Moves:** Going all-in too early
- **Ignoring Community:** Working in isolation
- **Emotional Decisions:** Reacting vs responding
- **Poor Time Management:** Overcommitting early

Role-Specific Warnings

Role	Common Mistake	Better Approach
Sender	Over-promising on first milestone	Under-promise, over-deliver
Echo	Betting entire stake on one venture	Diversify from day one
Anchor	Being too harsh or too lenient	Find balanced middle ground

30-Day Success Metrics

How to Know You're on Track



Sender Success

- Spark NFT created
- First milestone funded
- 50+ engaged Echoes
- Daily update rhythm
- Positive momentum



Echo Success

- 10+ signals placed
- 60%+ accuracy rate
- 100+ \$SIGNAL profit
- Active in 3+ ventures
- Growing reputation

**Anchor Success**

- Approved status
- 5+ validations complete
- 4.5+ quality rating
- Zero disputes
- Positive feedback

Building Momentum

Week 1: Foundation

- Focus on learning and observing
- Make small, calculated moves
- Build initial connections
- Establish routines

Week 2: Experimentation

- Try different strategies
- Increase activity level
- Deepen relationships
- Refine approach

Week 3: Optimization

- Double down on what works
- Eliminate what doesn't
- Strengthen weak areas
- Build consistency

Week 4: Acceleration

- Increase commitment level

- Take calculated risks
- Share learnings publicly
- Plan next month

Daily Routines

Recommended Time Allocation

Daily Success Habits

Morning (30-60 min)

- Check overnight activity
- Review notifications
- Plan day's priorities
- Update progress

Midday (60-90 min)

- Execute core activities
- Engage with community
- Research opportunities
- Document learnings

Evening (30-60 min)

- Review day's results
- Respond to messages
- Plan tomorrow
- Reflect on progress

Resources for Success

Essential Tools

- **Wallet:** MetaMask or compatible

- **Analytics:** Platform dashboard
- **Communication:** Discord, Twitter
- **Documentation:** Notion or similar
- **Time Tracking:** Toggle or similar

Learning Resources

- **Official Docs:** Always up-to-date
- **Community Wiki:** Crowd-sourced wisdom
- **Video Tutorials:** Visual learning
- **Office Hours:** Live Q&A sessions
- **Mentor Matching:** 1-on-1 guidance

Getting Unstuck

When You Feel Overwhelmed

1. **Pause and breathe**
2. It's a marathon, not sprint
3. **Return to basics**
4. Review fundamental concepts
5. **Ask for help**
6. Community is supportive
7. **Reduce scope**
8. Focus on fewer things
9. **Take breaks**
10. Prevent burnout

Finding Support

Help Channels

- #newbie-questions
- #role-specific-help
- #technical-support
- #general-discussion

Human Support

- Community mentors
- Role ambassadors
- Support tickets
- Office hours

Your Action Plan

Right Now

1. Complete platform setup
2. Join community channels
3. Introduce yourself
4. Start this checklist

Today

1. Read your role guide
2. Connect with 3 people
3. Observe 5 ventures
4. Take notes

This Week







1. Complete orientation
2. Make first move
3. Build routine
4. Track progress

This Month

1. Achieve role milestone
2. Build reputation
3. Form relationships
4. Plan month 2

Graduation Criteria

You'll know you've successfully completed your first steps when:

-  Platform navigation is natural
-  Core concepts are understood
-  Community connections made
-  First actions completed successfully
-  Confidence in your role
-  Clear path forward

Next Steps

Congratulations on taking your first steps! Continue your journey:

1. **Dive deeper** into your role-specific guide
2. **Access resources** in [Resources & Support](#)
3. **Execute daily** on your action plan
4. **Engage actively** with the community
5. **Track progress** and iterate

Remember:

Everyone started where you are now. Stay consistent, stay engaged, and trust the process. Your Studio3 journey has officially begun! 🚀

Resources & Support

Everything You Need to Succeed in Studio3

This comprehensive resource guide provides links, tools, templates, and support channels to help you thrive in the Studio3 ecosystem, regardless of your role.

Official Channels

Primary Platforms

Studio3 Platform

Main Website: studio3.xyz

- **Launch Arenas**
- Track ventures
- Manage signals
- View analytics

Platform Status: status.studio3.xyz

- **System health**
- Maintenance windows
- Incident reports

 **Community Hub**

Discord: discord.gg/studio3

- **Real-time chat**
- Role channels
- Voice rooms
- Events

Forum: forum.studio3.xyz

- **Deep discussions**
- Proposals
- Guides
- Q&A

Social Media

- **Twitter/X:** [@Studio3Official](#)
- **LinkedIn:** [Studio3 Ventures](#)
- **YouTube:** [Studio3 Channel](#)
- **Medium:** [Studio3 Blog](#)

 **Documentation**

Core Guides

- **Overview Guide**
- You are here!
- **Senders Guide** [Echoes Guide](#)
- **Anchors Guide**
- Validation framework

Quick References



Cheat Sheets

Phase Progression

- **Requirements per phase**
- Success metrics
- Common pitfalls
- [Download PDF](../assets/phase-progression-cheatsheet.pdf)

Signal Strategy

- **Multiplier calculations**
- Risk management
- Portfolio balance
- [Download PDF](../assets/signal-strategy-cheatsheet.pdf)

Validation Checklist

- **Evidence requirements**
- Quality standards
- Report template
- [Download PDF](../assets/validation-checklist.pdf)

Tools & Templates

For All Participants



Analytics Dashboard

Access real-time metrics:

- Venture performance
- Signal accuracy
- Token flows
- Network growth

[Launch Dashboard →](https://app.studio3.xyz/analytics)



Arena Explorer

Browse and filter:

- Active ventures
- Historical data
- Success patterns
- Failure analysis

[Explore Arenas →](https://app.studio3.xyz/explore)

Role-Specific Tools



Sender Tools

Venture Planning Kit

- **Milestone template**
- Budget calculator
- Timeline planner
- Evidence tracker

- [Download Kit](#)

Pitch Deck Template

- **Studio3 optimized**
- Arena-ready format
- Visual guidelines
- [Download Template](#)

Progress Tracker

- **Daily update format**
- KPI dashboard
- Burndown charts
- [Access Tool](#)



Echo Tools

Signal Calculator

- **ROI projections**
- Risk assessment
- Portfolio optimizer
- [Launch Calculator](#)

Due Diligence Template

- **Evaluation framework**
- Red flag checklist
- Score matrix
- [Download Template](#)

Portfolio Tracker

- **Position manager**
- Performance analytics
- Tax reporter
- [Access Tracker](#)

Anchor Tools

Validation Toolkit

- **Evidence rubric**
- Scoring guide
- Report templates
- [Download Toolkit](#)

Mentor Resources

- **Coaching frameworks**
- Feedback templates
- Growth tracking
- [Access Resources](#)

Educational Resources

Learning Paths

Quick Start Courses

Studio3 Fundamentals (2 hours)

- **Platform overview**
- Core mechanics
- Role introduction
- [Start Course →](https://learn.studio3.xyz/fundamentals)

Advanced Strategies (5 hours)

- **Signal optimization**
- Risk management
- Network effects
- [Start Course →](https://learn.studio3.xyz/advanced)

Mentor Certification (10 hours)

- **Anchor requirements**
- Validation mastery
- Ethics & standards
- [Start Course →](https://learn.studio3.xyz/anchor-cert)

Video Library

Tutorial Series

- **Platform walkthrough**
- First venture guide
- Signal strategies
- Validation process
- **Watch Playlist**

Success Stories

- **Founder interviews**
- Echo strategies
- Anchor insights
- Platform evolution
- [Watch Series](#)

Reading List

Essential Articles

- **"The Arena Mindset"**
- CEO Blog
- "Signal Theory 101"
- Chief Economist
- "Building in Public"
- Top Founder
- "Validation Excellence"
- Anchor Council
- [View All Articles](#)



Support System

Getting Help

Support Levels

Self-Service

- **Knowledge base**
- FAQs
- Video guides
- Community wiki

Community Support

- **Discord help channels**
- Forum Q&A
- Peer mentoring
- Study groups

Official Support

- **Support tickets**
- Office hours
- Email support
- Emergency hotline

 **Contact Methods****General Support**

- **Email:** support@studio3.xyz
- Response: 24-48 hours

Technical Issues

- **Email:** tech@studio3.xyz
- Discord: #tech-support

Urgent Matters

- **Hotline:** +1-555-STUDIO3
- Discord: @emergency-mod

Community Programs

Mentorship Matching

- **Get paired with experienced users**
- Role-specific guidance
- Weekly check-ins
- [Apply Here](#)

Study Groups

- **Small group learning**
- Weekly sessions
- Peer accountability
- [Join Group](#)

Office Hours

- **Weekly Q&A with team**
- Role-specific sessions
- Guest experts
- [View Schedule](#)

Recognition Programs

Achievements & Rewards

Community Recognition

Monthly Awards

- **Top Sender**
- Accurate Echo
- Quality Anchor
- Rising Star
- Community Helper

Leaderboards

- **Global rankings**
- Role-specific
- Regional boards
- All-time records

Badges & NFTs

- **Milestone badges**
- Achievement NFTs
- Special editions
- Legacy markers

Ambassador Program

Benefits

- **Exclusive access**
- Direct team contact
- Event invitations
- Reward bonuses

Requirements

- **6+ months active**
- Strong reputation
- Community contribution
- Apply with portfolio

[Apply to Ambassador Program →](#)

Security Resources

Best Practices

Security Essentials

Wallet Security

- **Hardware wallet guide**
- Backup strategies
- Recovery planning
- [Security Guide](../assets/wallet-security.pdf)

Account Protection

- **2FA setup required**
- Password managers
- Session monitoring
- [Protection Guide](../assets/account-security.pdf)

Scam Prevention

- **Common scam types**
- Red flag indicators
- Reporting process
- [Stay Safe Guide](../assets/scam-prevention.pdf)

Emergency Procedures

Compromised Account

1. Contact support immediately
2. Change all passwords
3. Review recent activity
4. File incident report

Lost Access

1. Use recovery options
2. Contact support with ID
3. Verify ownership
4. Restore access safely



Mobile Resources

Official Apps

Studio3 Mobile (iOS/Android)

- **Full platform access**
- Push notifications
- Biometric security
- Offline viewing

Signal Tracker (iOS/Android)








- **Portfolio monitoring**
- Quick signals
- Price alerts
- Performance stats

[Download on App Store](#) [Get it on Google Play](#)

International Resources

Language Support

Currently available in:

-  English
-  Español
-  Français
-  Deutsch
- 
- 
- 

Regional Communities

- **North America:** [Discord #na-region](#)
- **Europe:** [Discord #eu-region](#)
- **Asia-Pacific:** [Discord #apac-region](#)
- **Latin America:** [Discord #latam-region](#)

Staying Updated

Information Streams



News & Updates

Weekly Newsletter

- **Platform updates**
- Featured ventures
- Community highlights
- [Subscribe](https://studio3.xyz/newsletter)

Development Blog

- **Technical updates**
- Roadmap progress
- Feature previews
- [Read Blog](https://dev.studio3.xyz)



Podcast & Media

Studio3 Podcast

- **Founder stories**
- Strategy deep dives
- Market analysis
- [Listen Now](https://podcast.studio3.xyz)

YouTube Updates

- **Weekly summaries**
- Tutorial releases
- Live events
- [Subscribe](https://youtube.com/studio3)

Partner Resources

Ecosystem Partners

- **Flambette Marketplace** - IP-NFT source
- **MindfulTech Institute** - Founder network
- **Major DEXs** - Token liquidity
- **Media Partners** - Coverage and PR

Integration Tools

API Documentation

- **REST endpoints**
- WebSocket feeds
- Authentication
- Rate limits
- [View Docs](#)

SDK Libraries

- **JavaScript/TypeScript**
- Python
- Go
- Rust
- [GitHub Repo](#)

Quick Links Directory

Most Used Links

- **Platform:** app.studio3.xyz
- **Discord:** discord.gg/studio3
- **Support:** support@studio3.xyz
- **Docs:** docs.studio3.xyz
- **Status:** status.studio3.xyz

Emergency Contacts

- **Security Issues:** security@studio3.xyz
- **Press Inquiries:** press@studio3.xyz
- **Legal Matters:** legal@studio3.xyz
- **Partnerships:** partners@studio3.xyz

Your Success Journey

Remember: Every resource here exists to help you succeed. Don't hesitate to:

- **Ask questions** when stuck
- **Share feedback** for improvements
- **Help others** with your knowledge
- **Stay engaged** with community
- **Keep learning** and growing

The Studio3 ecosystem thrives when all participants have the tools and support they need. Bookmark this page and refer back often as you progress in your journey.

Welcome to Studio3 - where belief becomes momentum! 🚀